شرکت بوستر کار آب صنعت پارین

Boosterkar
www.boosterkar.ir

کیفیت برتر

بوستر کار آب صنعت پارین

www.Boosterkar.ir

Boosterkar
www.Boosterkar.ir

بوستر کار آب صنعت پارین

بوستر کار آب صنعت پارین نماینده فروش شرکت ابارا

www.Boosterkar.ir

خیابان سعدی جنوبی، روبروی بانک ملی، مجتمع تجاری سعدی، طبقه ۱، واحد ۱۱۳
۰۲۱۳۳۹۵۹۱۴۱

معرفی

شرکت بوستر کار از سال ۱۳۷۲ بعنوان یکی از حامیان صنعت کشور با جمعی از مجربترین متخصصان و تکنسینهای فنی در زمینه آب و صنعت در خدمت کشور بوده است. در سال ۱۳۸۰ با به کارگیری تکنولوژی صنعت اروپا و با ارائه محصولات معتبر دنیا از قبیل :

(EBARA- AEG –SIEMENS –VEM –LOWARA –PENTAX –BONFIGLIOLI)

توانسته محصولات خود را در رابطه با ساخت بوستر ، پمپ های آبرسانی و آتشنشانی، جهت برجها، مجتمع های مسکونی، ادارات، بیمارستانها، مجموعه های ورزشی و... به کشور اسلامی ایران ارائه دهد .

یکی از ویژگیهای متمایز کننده ی برون سازمانی بوستر کار تفاوت در نوع ارائه خدمات، قیمت و همچنین بهره گیری از پشتوانه قدرتمند سخت افزاری و نرم افزاری (در زمینه طراحی و ساخت سفارشات صنعتی) از قبیل:

۱. گیربکس های مرکب
۲. هلیکال
۳. هالوشافت
۴. دور متغییر، با کنترل دورهای فرکانسی) اینورتر) مکانیکی
۵. ارائه بوستر پمپ های دورمتغییر (با بکارگیری تکنولوژی اینورتر و قرار دادن سنسورهای هوشمند که نسبت به میزان مصرف آب ، اطلاعات لازم را جهت تغیر دور موتور به اینورتور ارسال می نماید و موجب صرفه جویی در مصرف آب و برق و جلو گیری از زود مستحلک شدن لوله ها و پمپ ها میشود)

میباشد .Z

ما پس از تدوین برنامه استراتژیک خود، با ایجاد سازمانهای فروش، گارانتی و خدمات پس از فروش با قیمت مناسب به عنوان سازمانی پویا و مشتری گرا فعالیت می کنیم.

درباره شرکت ابارا

شرکت ابارا به عنوان یکی از برندهای تولیدکننده ماشین آلات صنعتی در سراسر جهان می باشد، که از جمله این محصولات می توان به سیستم های مهندسی، درمانی، مکانیکی و شیمیایی، سیستم های وکیوم، کمپرسور ها، پمپ ها و دیگر محصولات مشابه اشاره نمود.

این شرکت از سال ۱۹۱۲ توسط Ariya Inokuchi فعالیت خود را آغاز کرده و همواره کیفیت سرلوحه کار این مجموعه بوده است.



بیش از ۵۰۰ نفر روزانه در این کارخانه فعالیت دارند. این شرکت با بیش از ۱۰۰ سال تجربه در زمینه طراحی و تولید انواع الکتروپمپ با کاربری های مسکونی و صنعتی یک از پیشتازان جهانی می باشد. فلسفه و شعار ابارا، کیفیت، راهکاری بهینه و زندگی می باشد و هدف ابارا حضور دائمی در خط مقدم تولید محصولاتی با تکنولوژی بروز و کیفیتی بالا در کلیه مصارف می باشد.

تمامی ۵۰۰ نفر پرسنل این شرکت با هدف تولید محصولی با عمر بالا و راهکاری بهینه در این شرکت فعالیت دارند.

شرکت بوسترکار افتخار دارد که به عنوان یکی از نماینده های فروش شرکت ابارا محصولات این شرکت را در ایران بفروش برساند.

الکترو پمپ سانتریفیوژ چدنی FSA

پمپ های سری FSA از جمله پمپ هایی می باشد که قابلیت نصب موتور با سرعت های مختلف جهت تنظیم فشار و دبی دلخواه در نقطه کاری مورد نظر می باشد. جنس بدنه این پمپ ها از فولاد سری GG25 بوده و از آن برای تامین آب شهری و مصارف صنعتی و آتشنشانی استفاده می شود.

البته جنس پروانه این پمپ ها از برنز می باشند که با یک شفت استیل ۴۰۳ کار می کند.

موارد مصرف الکترو پمپ سانتریفیوژ چدنی FSA

- تامین آب شهری
- مصارف صنعتی
- آبیاری
- گرمایش و تهویه مطبوع
- پمپاژ آب داغ و سرد
- آتش نشانی

اجزاء تشکیل دهنده پمپ FSA (نمای داخلی)

- پوسته
- پروانه
- شفت

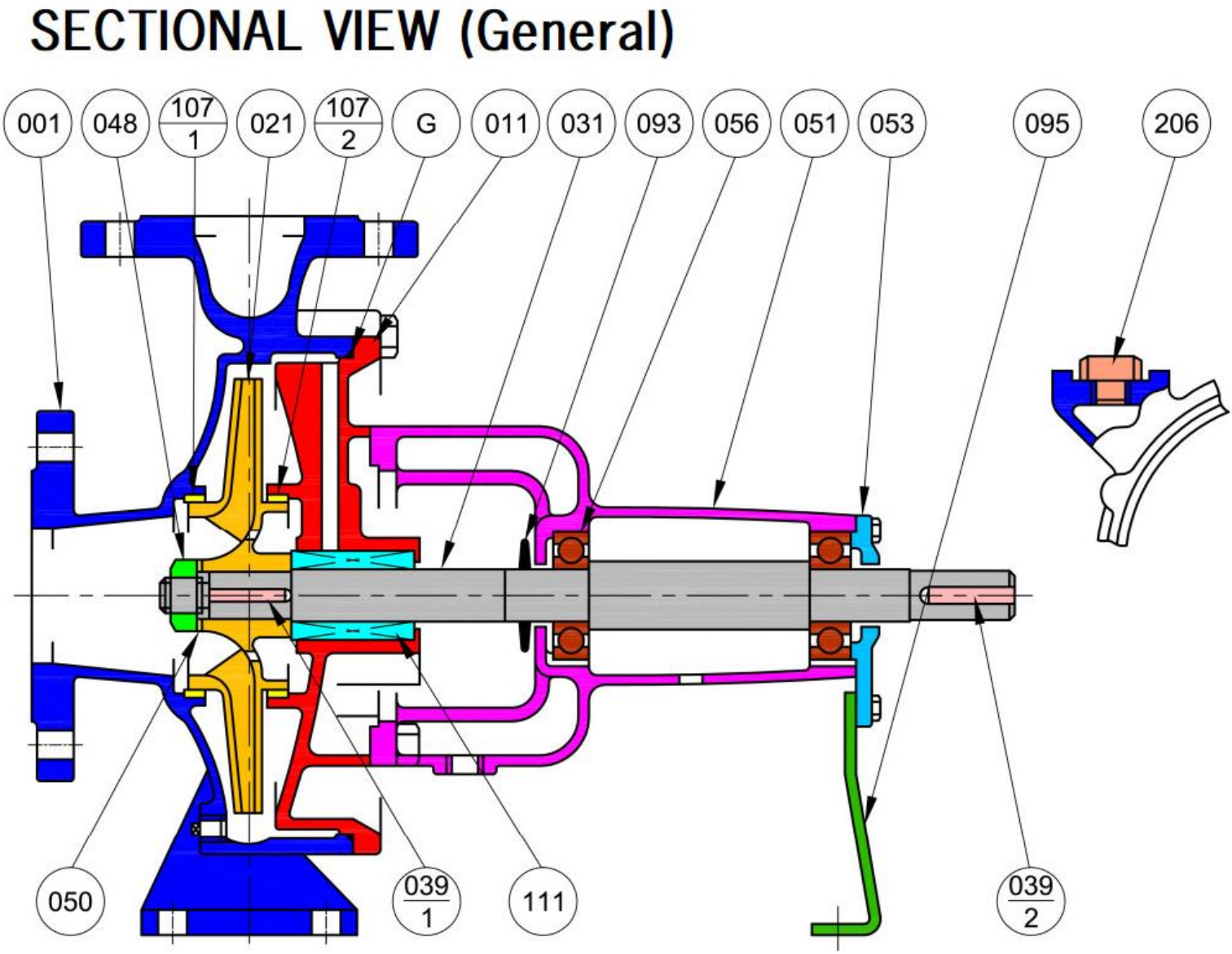

NO	Part Name	Material	Qty
001	Casing	Cast iron	1
011	Casing Cover		
021	Impeller	Bronze	
031	Shaft	Stainless steel	
039-1	Impeller key		
039-2	Coupling key		
048	Impeller nut	Brass	
050	Impeller nut washer		
051	Bearing housing	Cast iron	
053	Bearing cover		
056	Ball bearing	--	2
093	Deflector	Rubber	1
095	Bearing support	Steel	
107-1	Casing ring	Bronze	
107-2	Casing ring		
111	Mechanical seal	--	
206	Plug	Steel	
G	O - ring	rubber	

Mechanical Seal Type (Standard)

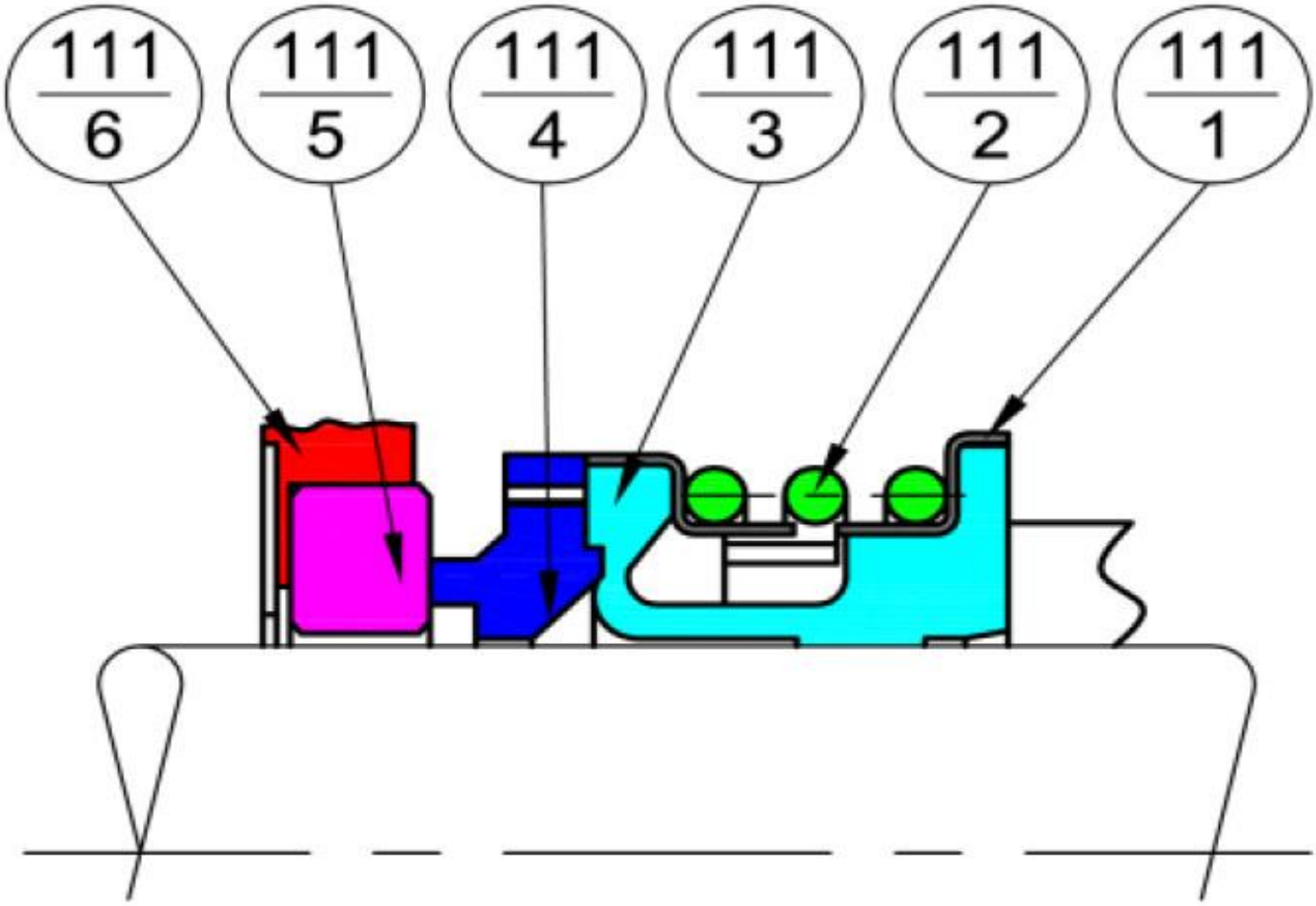

NO	Part Name	Material	Qty
111-1	Spring holder	Stainless steel	1
111-2	Coil spring		
111-3	Bellows	NBR	
111-4	Seal ring	Carbon	
111-5	Matting ring	Ceramic	
111-6	Cup gasket	NBR	

Gland packing type

With Lantern Ring

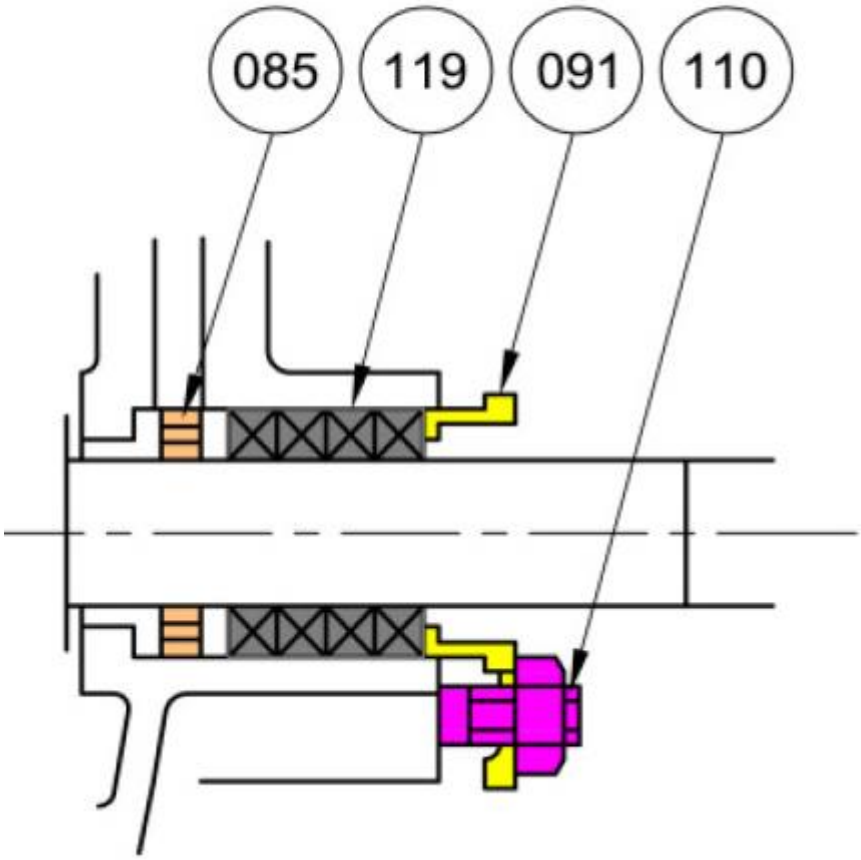

NO	PART NAME	Material	Qty
085	Lantern ring	Bronze	1
091	Gland		
110	Gland bolt	Brass	2
119	Gland packing	Non-Asbestos	4 or 5

Without Lantern Ring

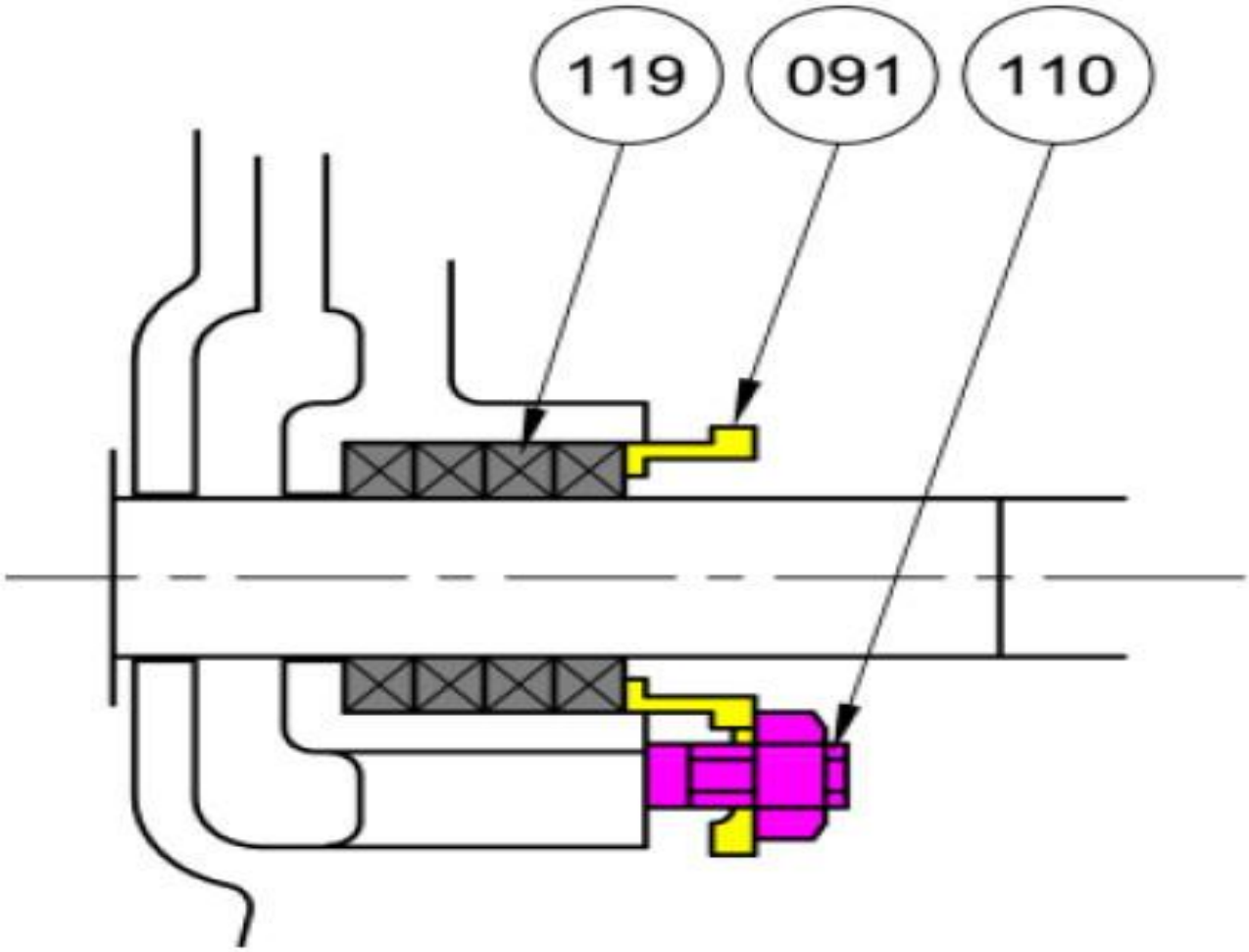

NO	PART NAME	Material	Qty
091	Gland	Bronze	1
110	Gland bolt	Brass	2
119	Gland packing	Non-Asbestos	4 or 5

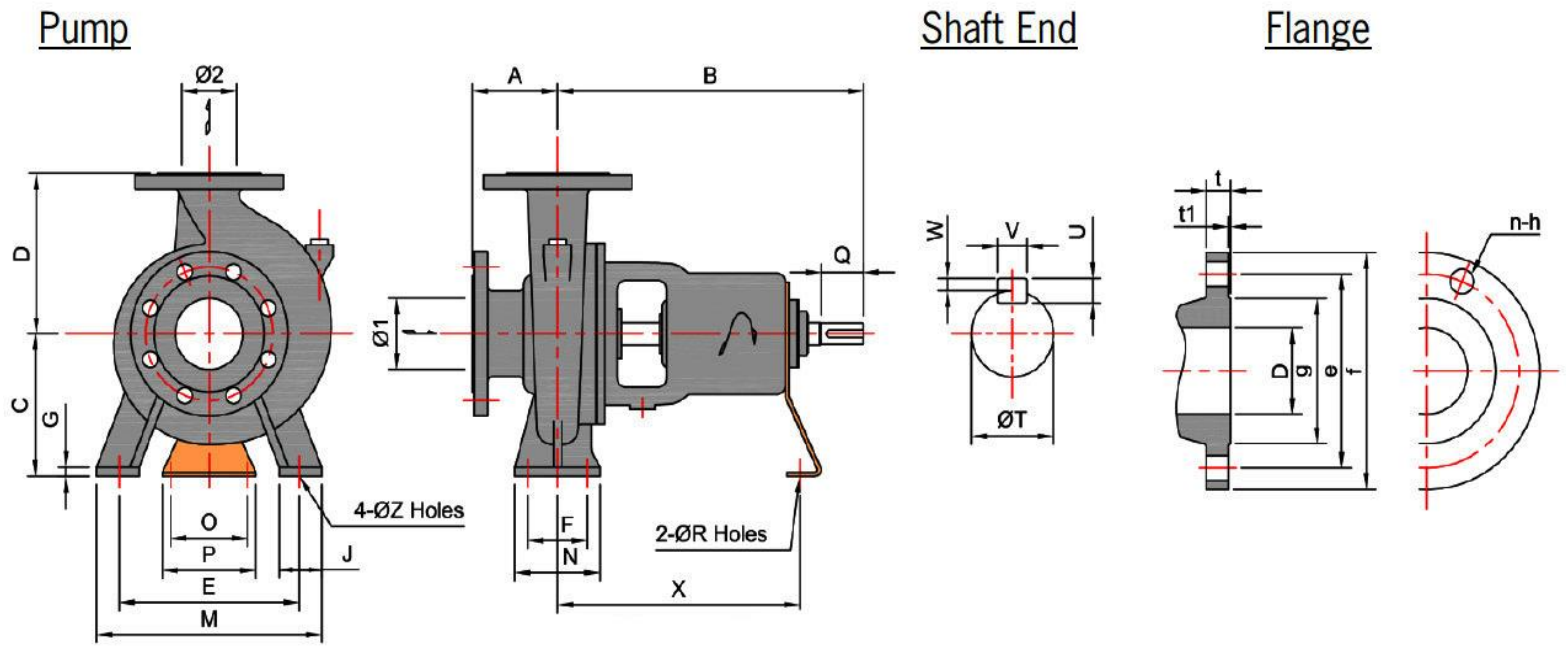

D mm	F mm	E mm	G mm	T1 mm	T mm	N Mm	H mm
40	140	105	81	2	20	4	19
50	155	120	96	2	20	4	19
65	175	140	116	2	22	4	19
80	185	150	126	2	22	8	19
100	210	175	151	2	24	8	19
125	250	210	182	2	24	8	23
150	280	240	212	2	26	8	23
200	330	290	262	2	26	12	23

D mm	F mm	E mm	G mm	T1 mm	T mm	N Mm	H mm
65	175	140	116	2	22	8	19
100	225	185	160	2	26	8	23
150	305	260	230	2	28	12	25
200	350	305	275	2	30	12	25
250	430	380	345	2	34	12	27

Pump Dimensions

MODEL	SIZE		FLANGE	PUMP															SHAFT					Wt
	ϕ1	ϕ2	STANDARD	A	B	C	D	E	F	G	J	M	N	O	P	R	X	Z	T	Q	U	V	W	Kg
50x40 FSHA	50	40	JIS 10K	80	360	160	180	190	70	12	50	240	100	110	150	17	285	15	24	50	7	8	4	37
65x50 FSHA	65	50	JIS 10K	100	360	160	180	212	70	12	50	265	100	110	150	17	285	15	24	50	7	8	4	42
65x50 FSJA				100	360	180	225	250	95	14	65	320	125	110	150	17	285	15	24	50	7	8	4	49
80x65 FSGA	80	65	JIS 10K	100	360	160	180	212	70	12	50	265	100	110	150	17	285	15	24	50	7	8	4	39
80x65 FSHA				100	360	160	200	212	70	12	50	265	100	110	150	17	285	15	24	50	7	8	4	48
80x65 FSJA				100	350	180	225	250	95	14	65	320	125	110	150	17	285	15	32	80	8	10	5	60
80x65 FSKA				125	470	225	280	315	120	16	80	400	160	110	150	17	370	19	32	80	8	10	5	108
100x65 FSKA	100	65	JIS 16K	125	360	225	280	315	120	16	80	400	160	110	150	17	285	19	38	80	8	10	5	106
100x80 FSGA	100	80	JIS 10K	100	360	160	200	212	95	14	65	280	125	110	150	17	285	15	24	50	7	8	4	49
100x80 FSHA				100	360	180	225	250	95	15	65	320	125	110	150	17	285	15	32	80	8	10	5	62
100x80 FSJA				100	360	200	250	280	120	15	80	360	160	110	150	17	285	19	32	80	8	10	5	70
100x80 FSGCA				125	360	180	225	250	95	14	65	320	125	110	150	17	285	15	32	80	8	10	5	62
100x80 FSHCA				125	360	180	250	280	95	14	65	345	125	110	150	17	285	15	32	80	8	10	5	65
125x100 FSJCA	125	100	JIS 10K	140	360	225	280	315	120	16	80	400	160	110	150	17	285	19	38	80	8	10	5	108
125x100 FSKA				140	470	250	315	315	120	16	80	400	160	110	150	17	370	19	32	80	8	10	5	128
125x100 FSLA				140	530	280	355	400	150	20	100	500	200	110	150	17	370	24	42	110	8	12	5	168
150x100 FSKA	150	100	JIS 16K	140	530	250	315	315	120	16	80	400	160	90	120	15	373	19	42	95	8	12	5	146
150x100 FSNA				180	670	375	450	450	150	20	100	550	200	140	180	19	500	24	48	110	9	14	5.5	365
150x125 FSHA	150	125	JIS 10K	140	470	250	315	315	120	16	80	400	160	110	150	17	370	19	32	80	8	10	5	120
150x125 FSJA				140	470	250	355	315	120	16	80	400	160	110	150	17	370	19	32	80	8	10	5	128
150x125 FSKA				140	530	280	355	400	150	16	100	500	200	110	150	17	370	24	42	110	8	12	5	170
150x125 FSLA				140	530	315	400	400	150	20	100	500	200	110	150	17	370	24	42	110	8	12	5	205
200x150 FSHA	200	150	JIS 10K	160	470	280	355	400	150	18	100	500	200	110	150	17	370	24	32	80	8	10	5	137
200x150 FSJA				160	530	280	375	400	150	18	100	500	200	110	150	17	370	24	42	110	8	12	5	183
200x150FSKA				160	670	315	400	450	150	20	100	550	200	140	180	19	500	24	48	110	9	14	5.5	222
200x150 FSLA	200	150	JIS 16K	162	670	315	450	450	150	20	100	550	200	140	180	19	500	24	48	110	9	14	5.5	336
200x150 FSNA				182	670	375	560	450	150	20	100	550	200	140	180	19	500	24	60	110	11	18	7	488
250x200 FSLA	250	200	JIS 16K	180	670	385	560	560	250	25	100	660	315	140	180	19	500	24	60	110	11	18	7	505
250x200 FSNA				200	820	435	630	560	250	25	100	660	315	160	200	19	630	27	74	125	12	20	8	642

Unit : mm, unless otherwise stated

نمودار کارکرد پمپ FSA

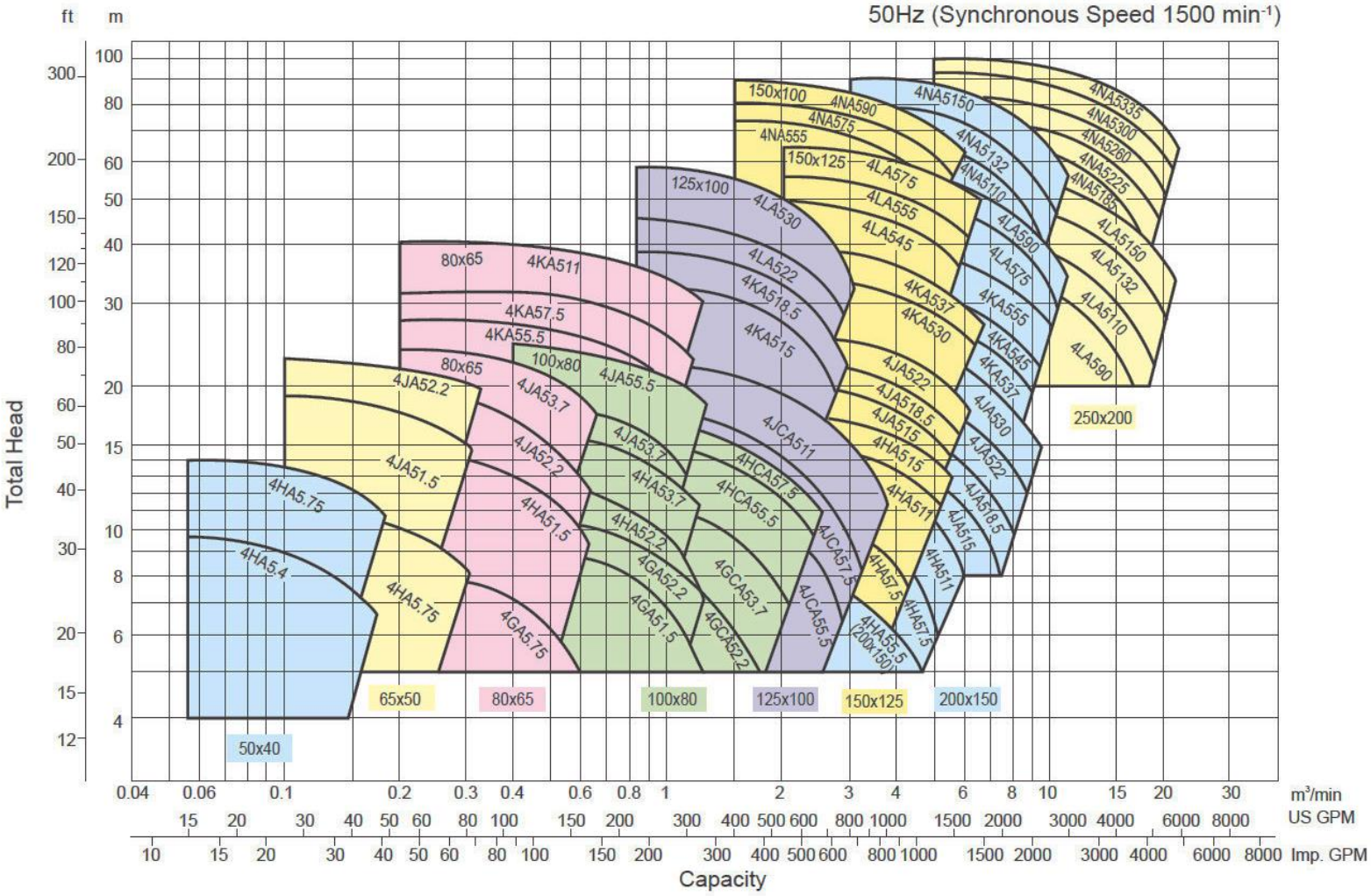

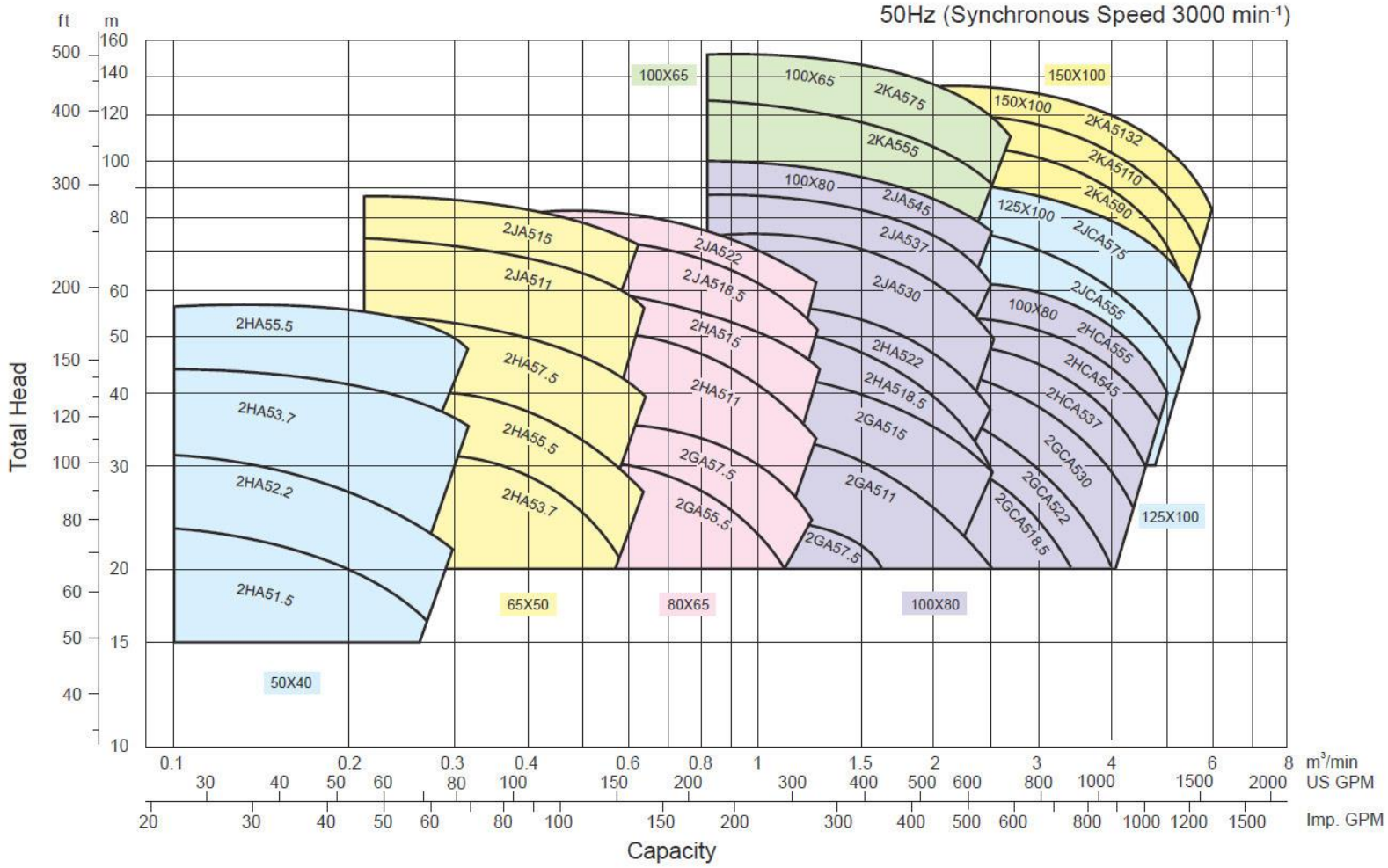
50Hz (Synchronous Speed 3000 min-1)
ft
m
Total Head
Capacity
m³/min
US GPM
Imp. GPM
50X40
65X50
80X65
100X80
100X65
125X100
150X100
2HA55.5
2HA53.7
2HA52.2
2HA51.5
2HA57.5
2HA55.5
2HA53.7
2JA515
2JA511
2JA522
2JA518.5
2HA515
2HA511
2GA57.5
2GA55.5
2JA545
2JA537
2JA530
2HA522
2HA518.5
2GA515
2GA511
2GA57.5
100X65
2KA575
2KA555
100X80
150X100
2KA5132
2KA5110
2KA590
125X100
2JCA575
2JCA555
100X80
2HCA555
2HCA545
2HCA537
2GCA530
2GCA522
2GCA518.5

Performance Curve
4 Poles - 50 Hz (1/27)

50/60 Hz

50X40 FS4HA	According to ISO testing code 2548 Class C
50Hz (Approx. speed 1450min $^{-1}$)	S.G.= 1.0 Vis.= 1.0 cSt

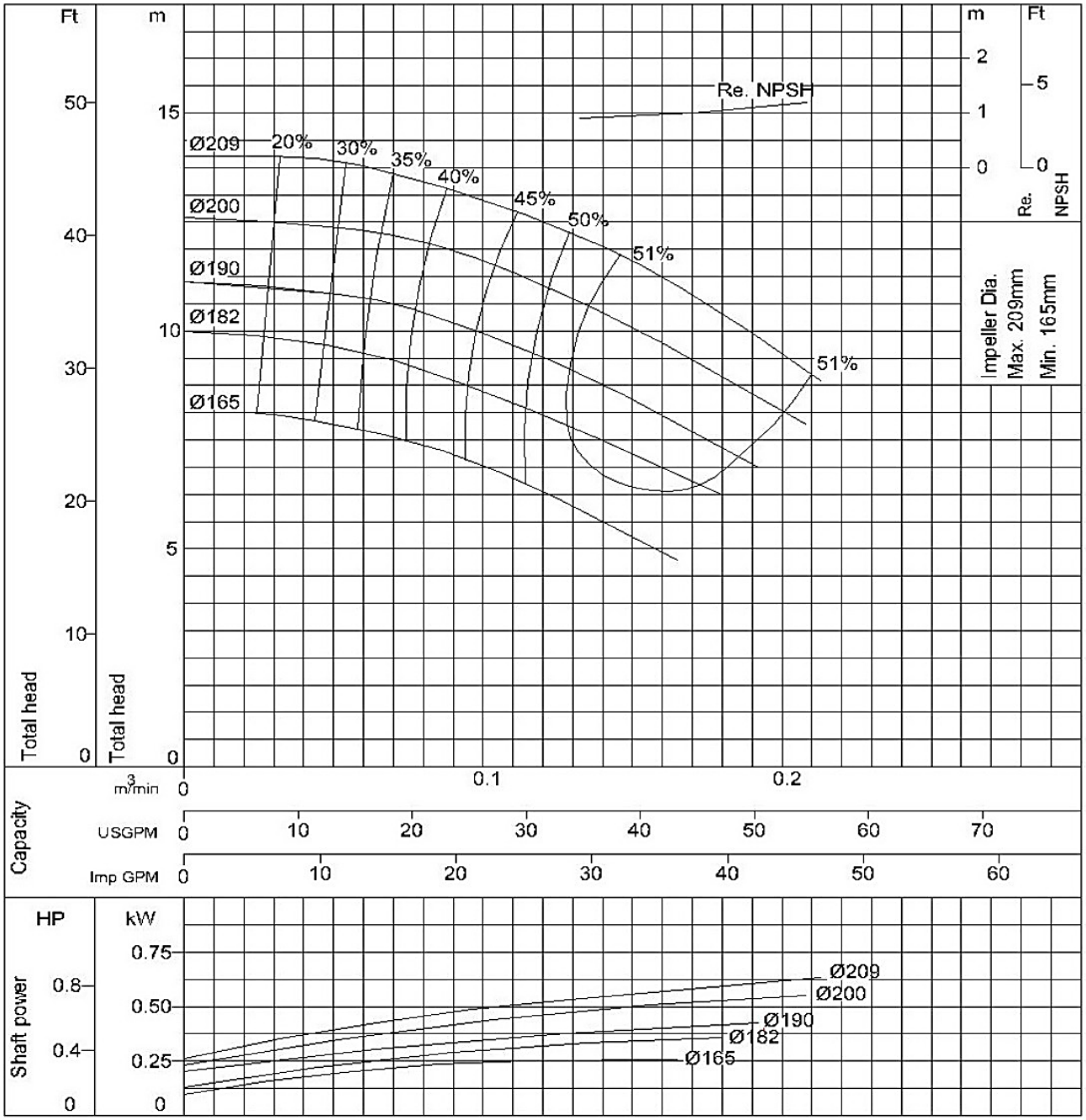

Curve No - 4 - 5FSS601

Performance Curve
4 Poles - 50 Hz (2/27)

50/60 Hz

65X50 FS4HA	According to ISO testing code 2548 Class C
50Hz (Approx. speed 1450min $^{-1}$)	S.G.= 1.0 Vis.= 1.0 cSt

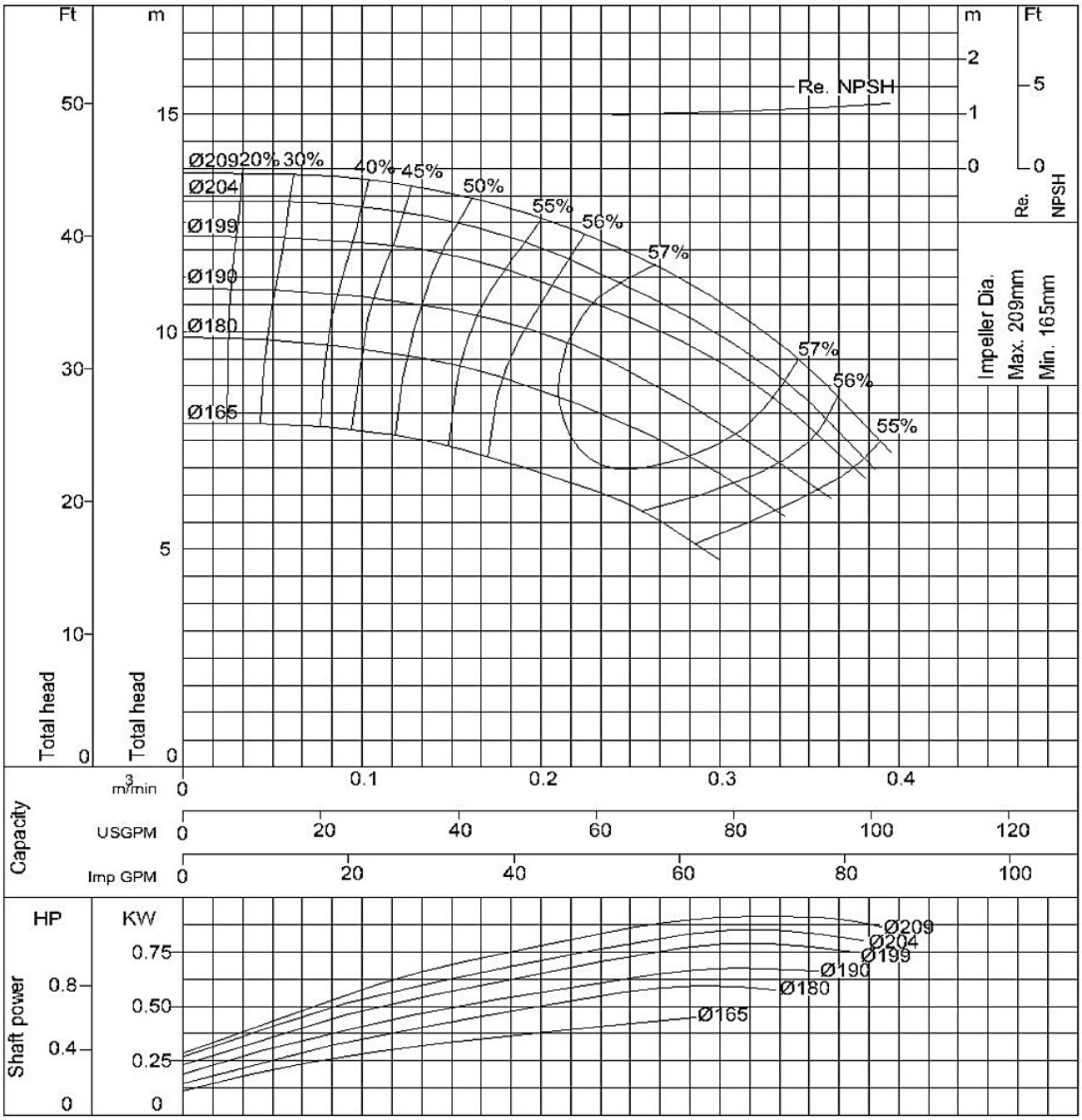

Curve No - 4 - 5FS5602

Performance Curve
4 Poles - 50 Hz (3/27)

50/60 Hz

65X50 FS4JA	According to ISO testing code 2548 Class C
50Hz (Approx. speed 1450min $^{-1}$)	S.G.= 1.0 Vis.= 1.0 cSt

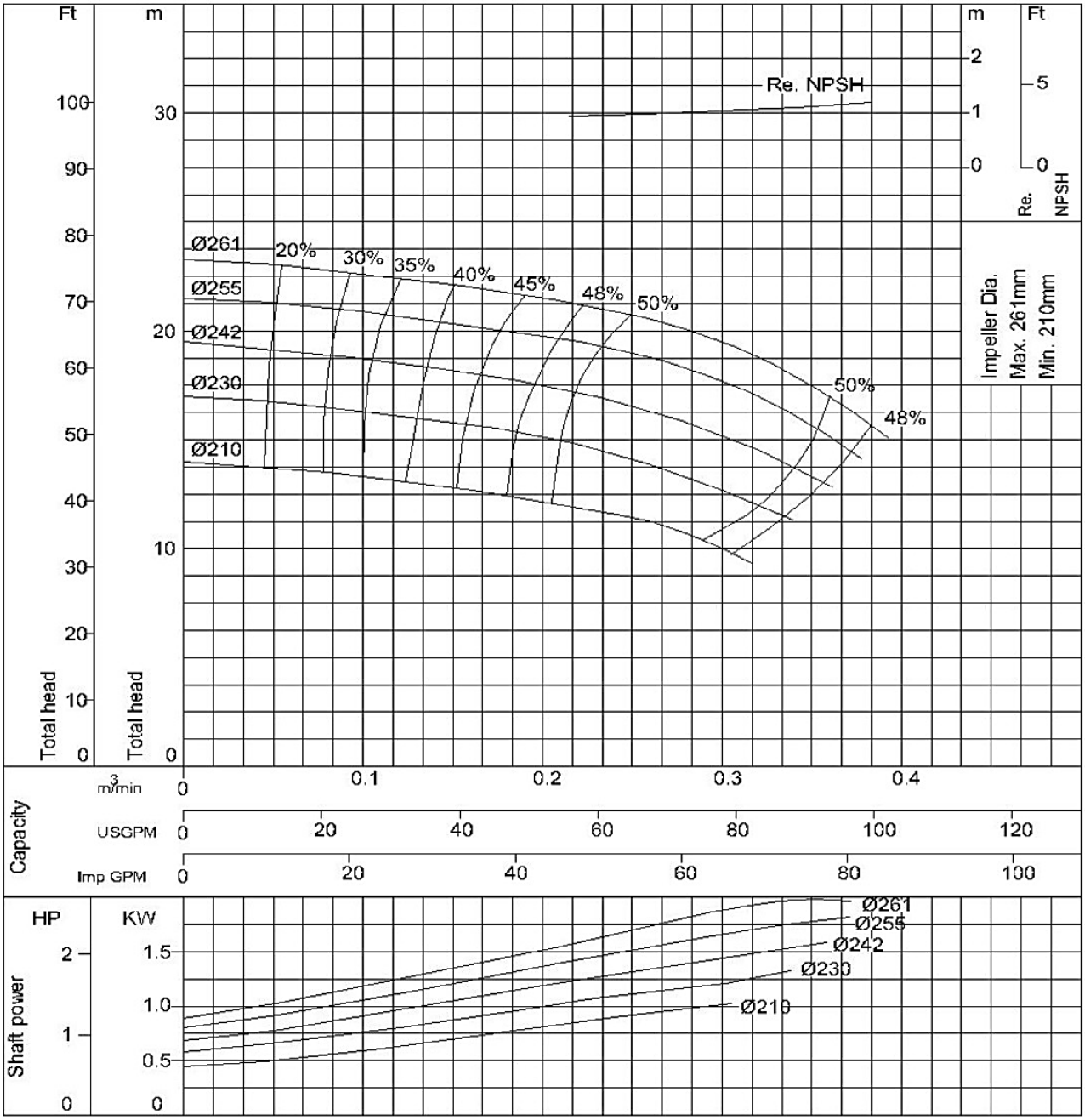

Curve No - 4 - 5FS5603

Performance Curve
4 Poles - 50 Hz (4/27)

50/60 Hz

80X65 FS4GA	According to ISO testing code 2548 Class C
50Hz (Approx. speed 1450min $^{-1}$)	S.G.= 1.0 Vis.= 1.0 cSt

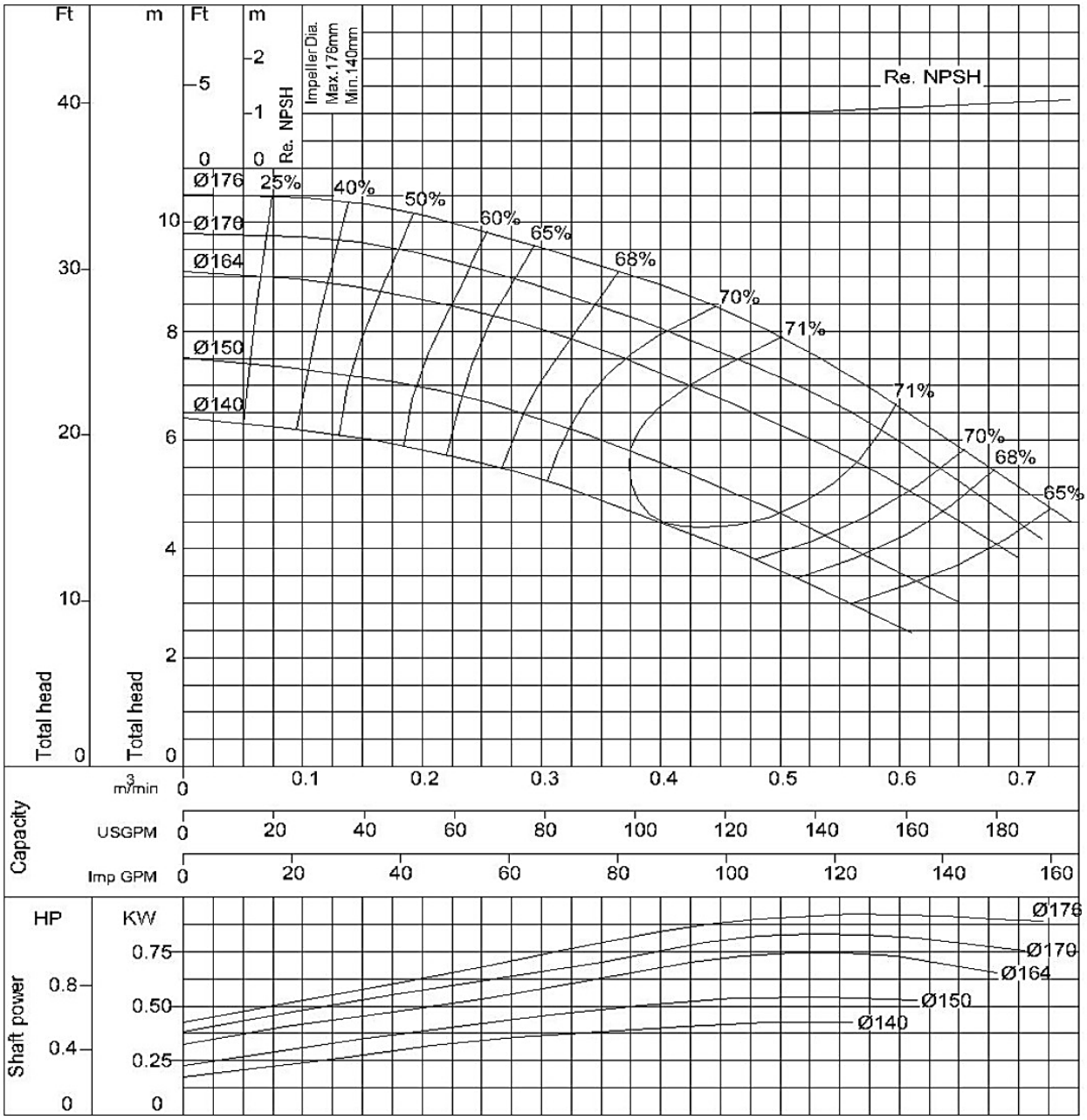

Curve No - 4 - 5FS5604

Performance Curve
4 Poles - 50 Hz (5/27)

50/60 Hz

80X65 FS4HA	According to ISO testing code 2548 Class C
50Hz (Approx. speed 1450min $^{-1}$)	S.G.= 1.0 Vis.= 1.0 cSt

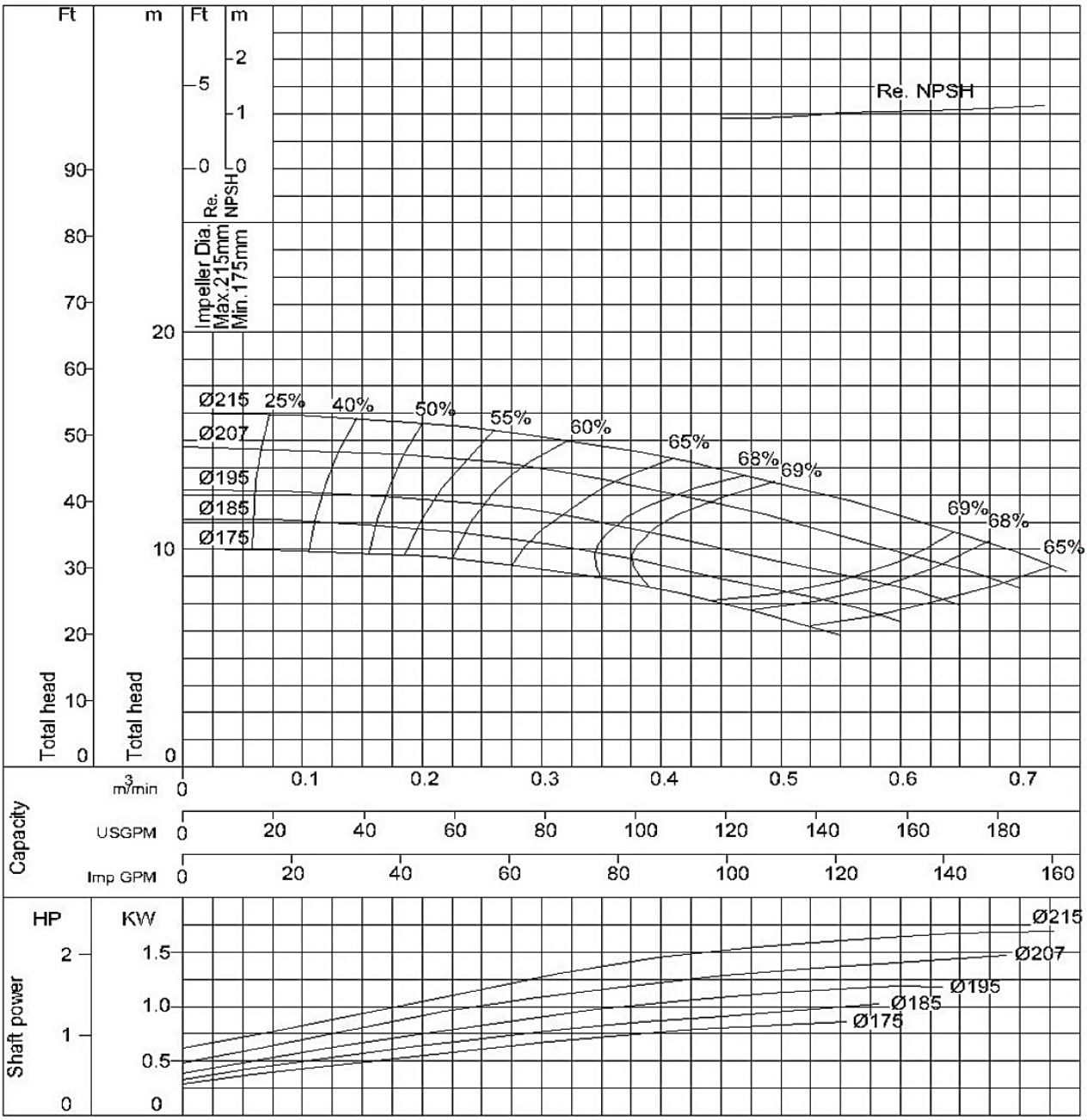

Curve No - 4 - 5FS5605

Performance Curve
4 Poles - 50 Hz (6/27)

50/60 Hz

80X65 FS4JA	According to ISO testing code 2548 Class C
50Hz (Approx. speed 1450min⁻¹)	S.G.= 1.0 Vis.= 1.0 cSt

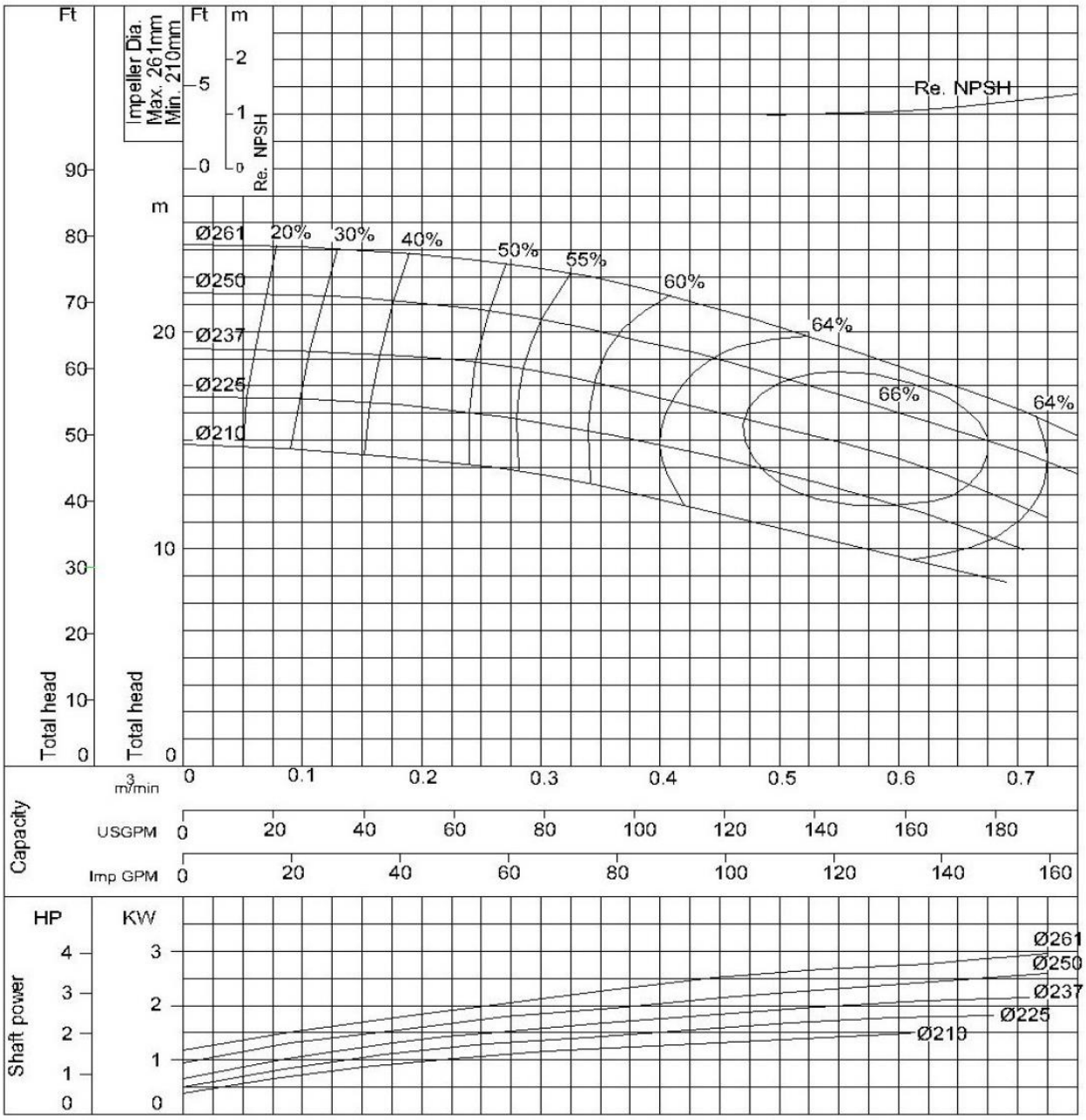

Curve No - 4 - 5FS5606

Performance Curve
4 Poles - 50 Hz (7/27)

50/60 Hz

80X65 FS4KA	According to ISO testing code 2548 Class C
50Hz (Approx. speed 1450min $^{-1}$)	S.G.= 1.0 Vis.= 1.0 cSt

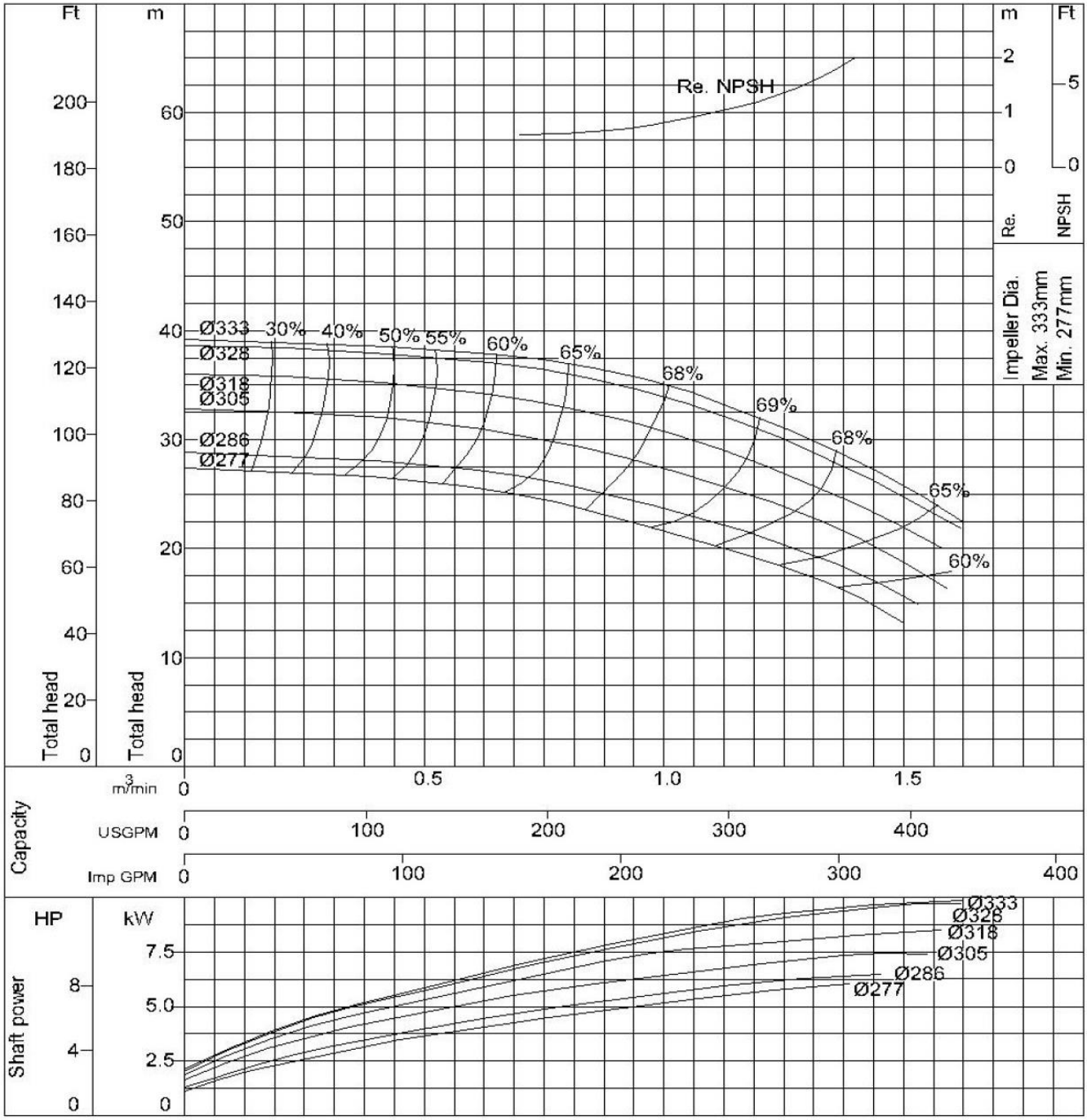

Curve No - 4 - 5FS5607

Performance Curve
4 Poles - 50 Hz (8/27)

50/60 Hz

100X80 FS4GA	According to ISO testing code 2548 Class C
50Hz (Approx. speed 1450min $^{-1}$)	S.G.= 1.0 Vis.= 1.0 cSt

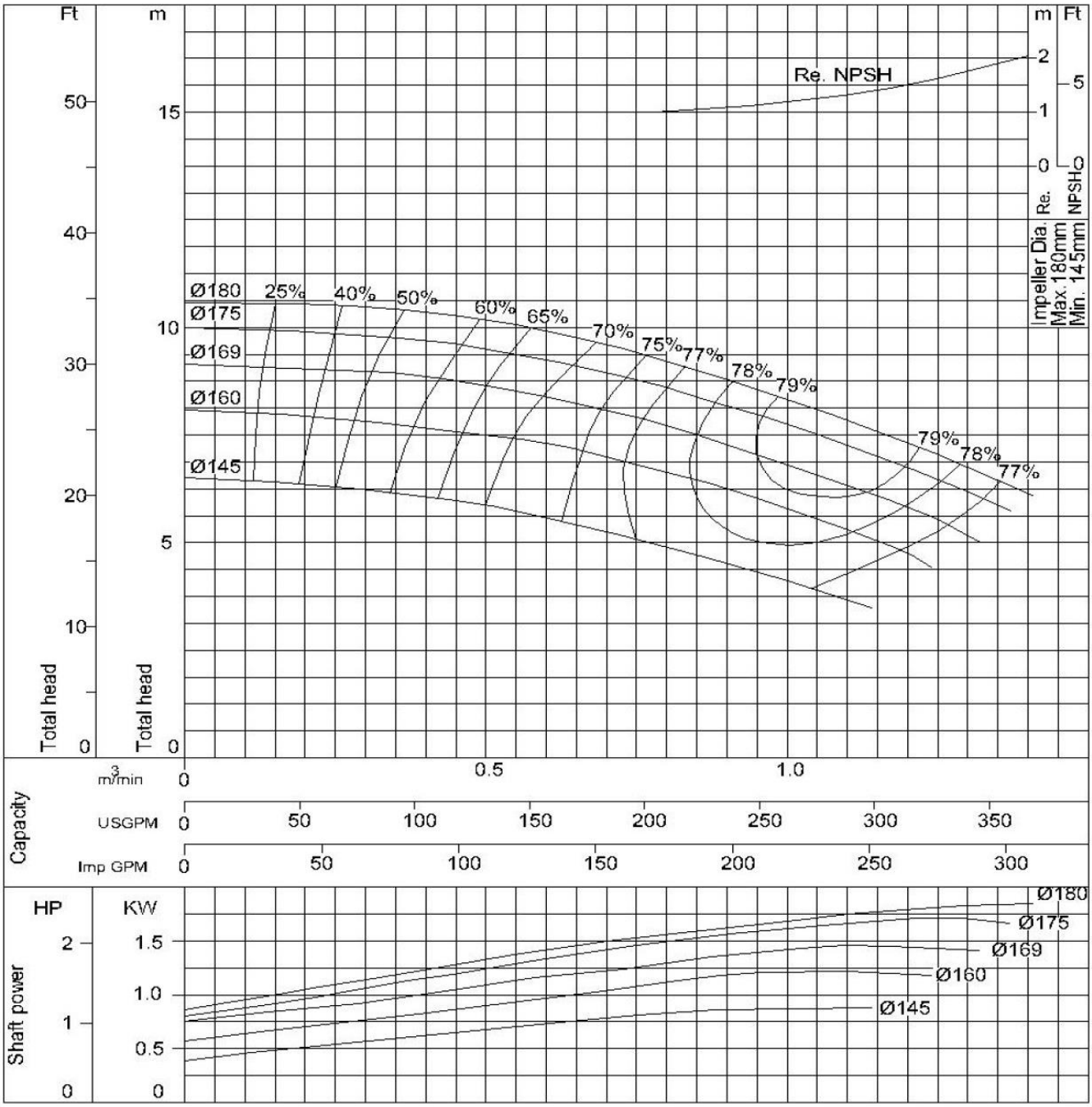

Curve No - 4 - 5FS5608

Performance Curve
4 Poles - 50 Hz (9/27)

50/60 Hz

100X80 FS4HA	According to ISO testing code 2548 Class C
50Hz (Approx. speed 1450min $^{-1}$)	S.G.= 1.0 Vis.= 1.0 cSt

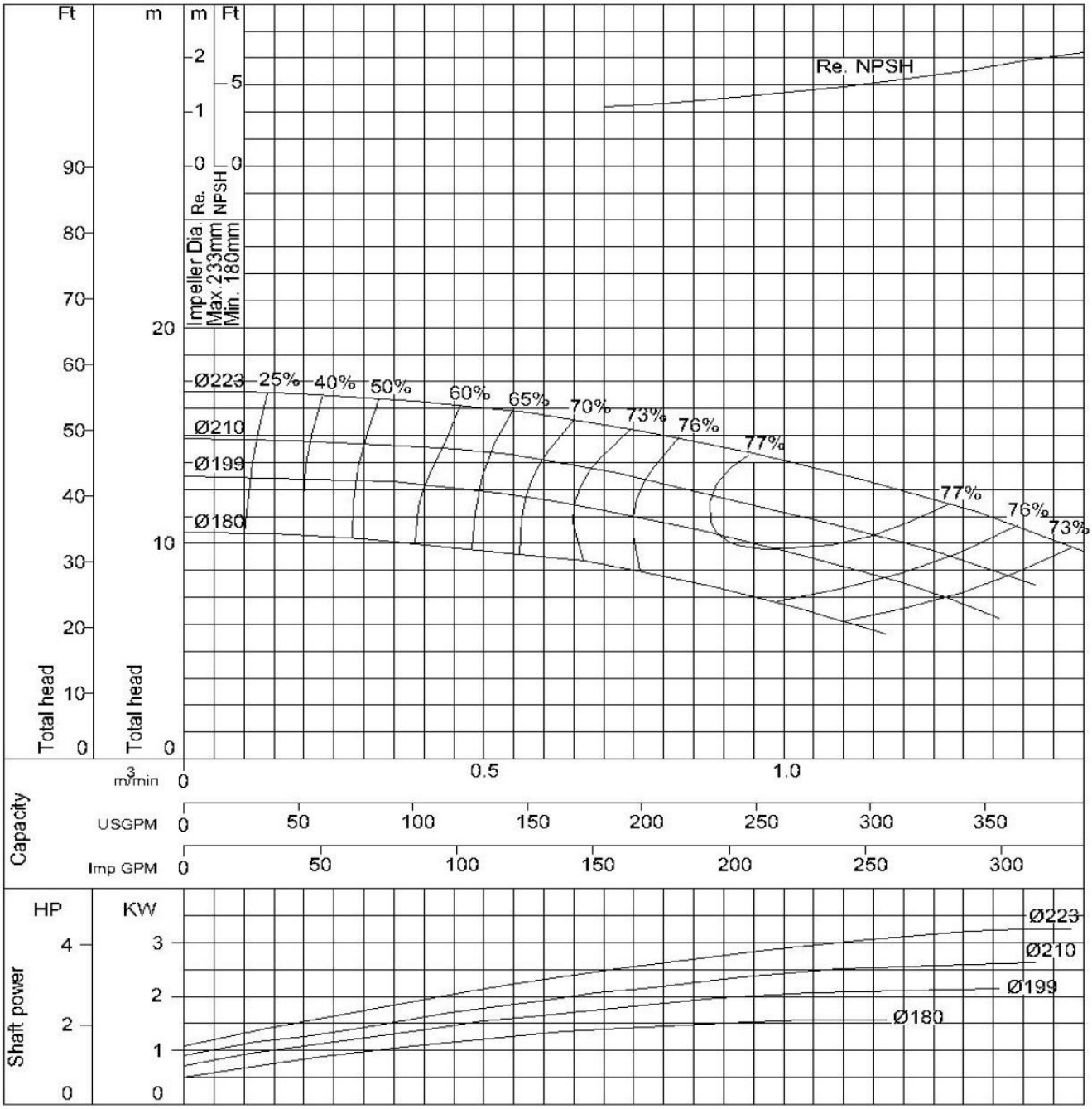

Curve No - 4 - 5FS5609

Performance Curve
4 Poles - 50 Hz (10/27)

50/60 Hz

100X80 FS4JA	According to ISO testing code 2548 Class C
50Hz (Approx. speed 1450min⁻¹)	S.G.= 1.0 Vis.= 1.0 cSt

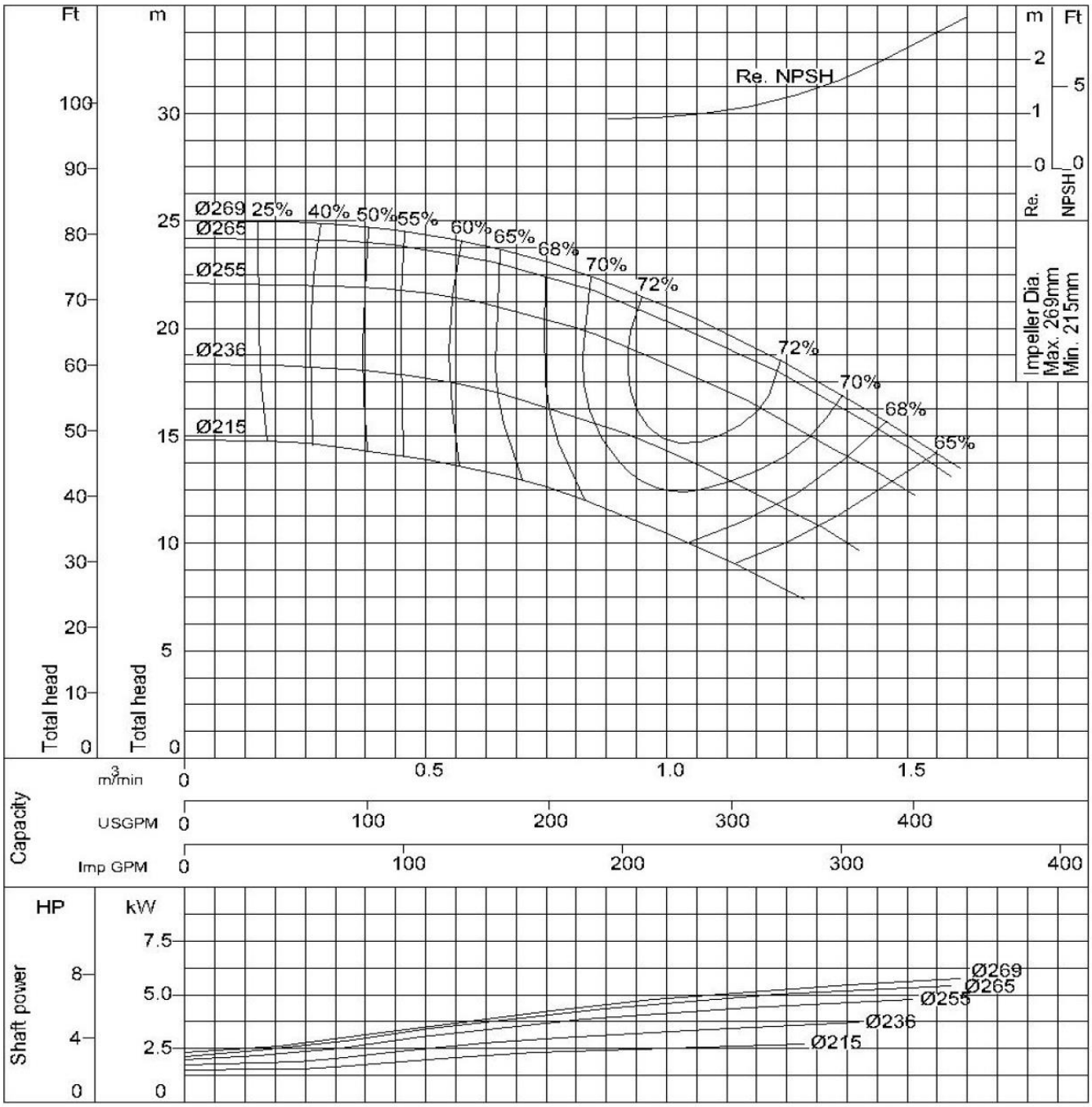

Curve No - 4 - 5FS5610

Performance Curve
4 Poles - 50 Hz (11/27)

50/60 Hz

100 x 80 FS4GCA	According to ISO testing code 2548 Class C
50Hz (Approx. speed 1450 min)[1]	S.G.= 1.0 Vis.= 1.0 cSt

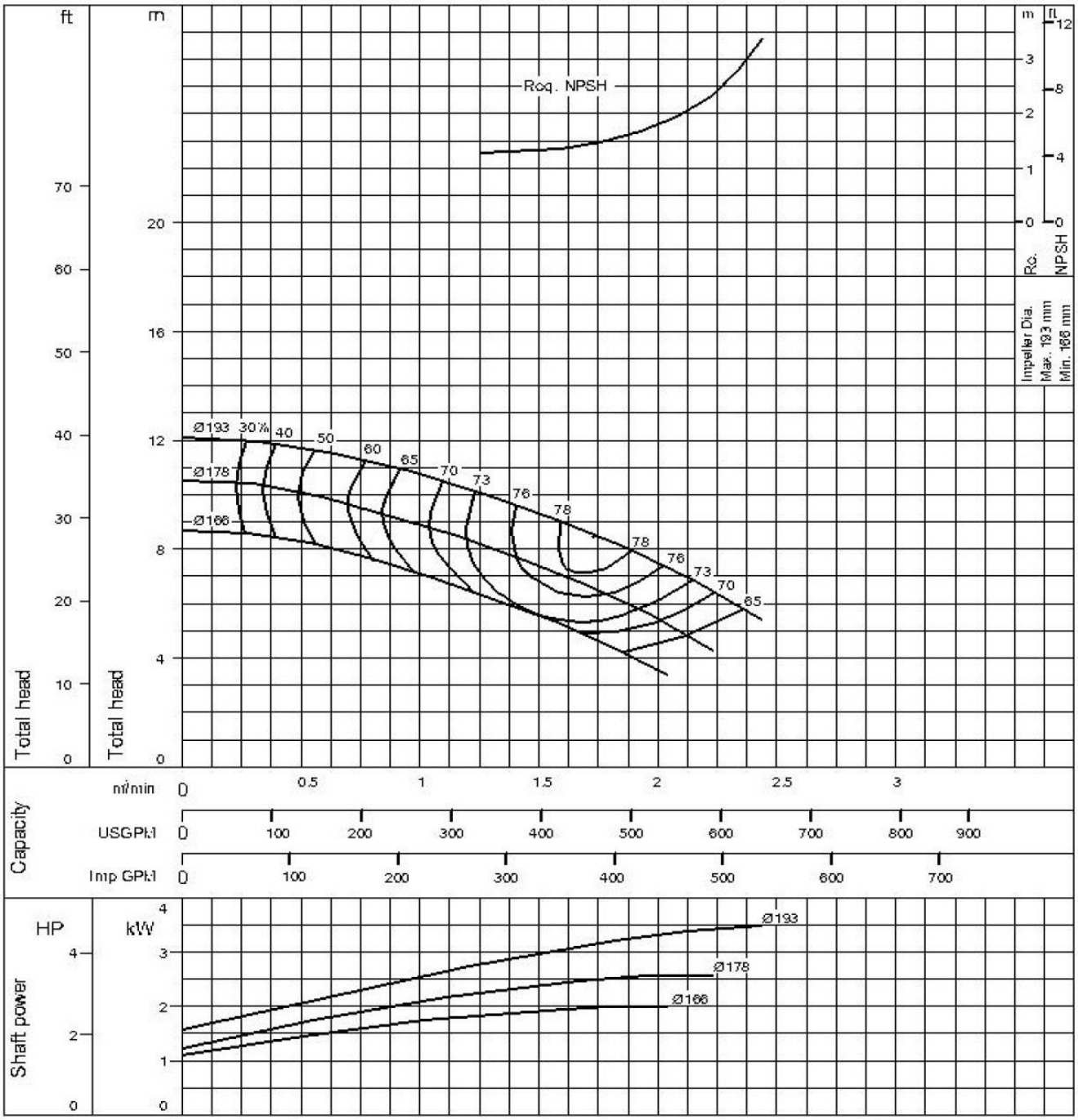

Curve No - 4 - 5FS5620

Performance Curve
4 Poles - 50 Hz (12/27)

50/60 Hz

100 x 80 FS4HCA	According to ISO testing code 2548 Class C
50Hz (Approx. speed 1450 min $^{-1}$)	S.G.= 1.0 Vis.= 1.0 cSt

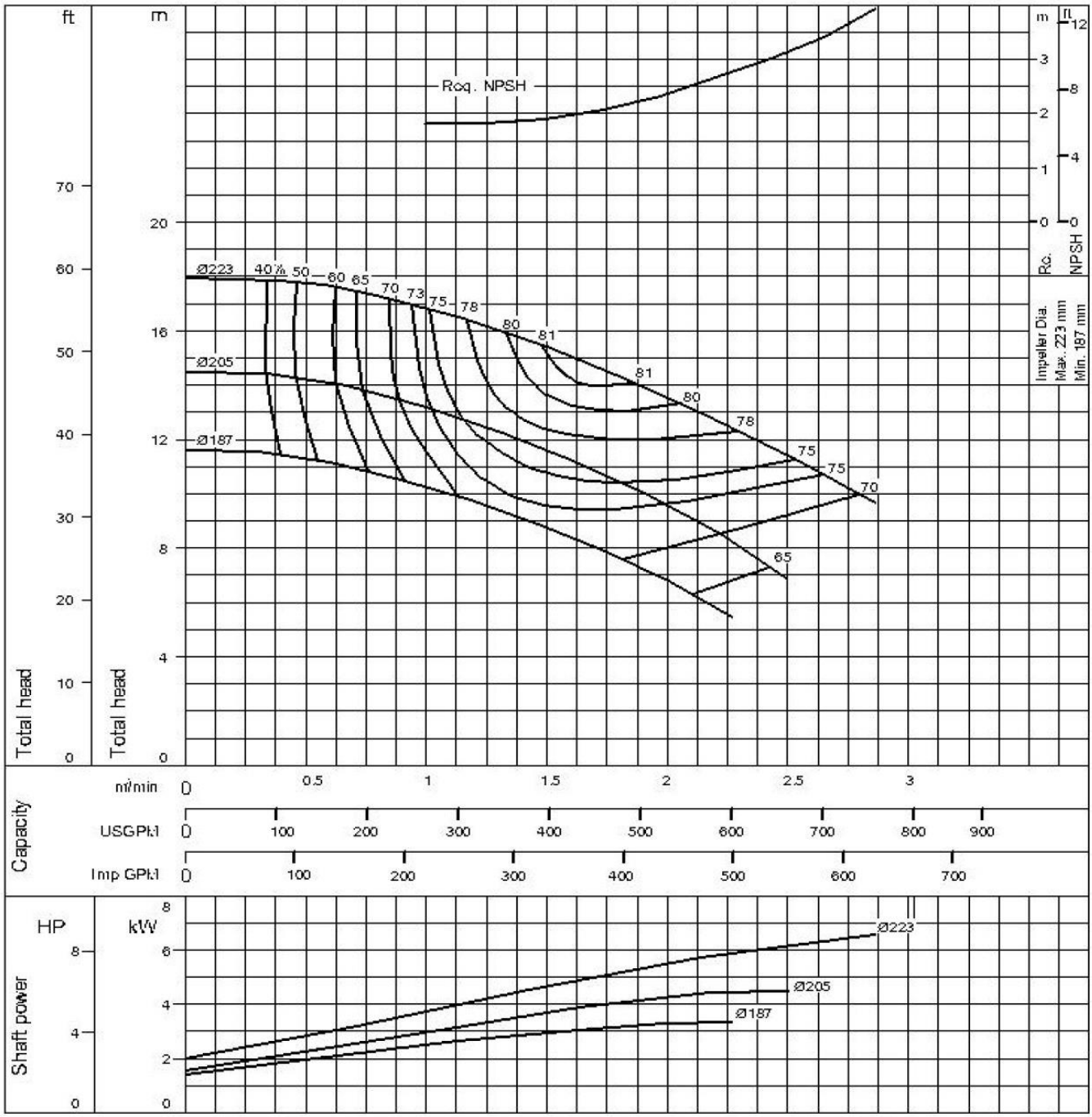

Curve No - 4 - 5FS5621

Performance Curve
4 Poles - 50 Hz (13/27)

50/60 Hz

125 x 100 FS4JCA	According to ISO testing code 2548 Class C
50Hz (Approx. speed 1450 min)[1]	S.G.= 1.0 Vis.= 1.0 cSt

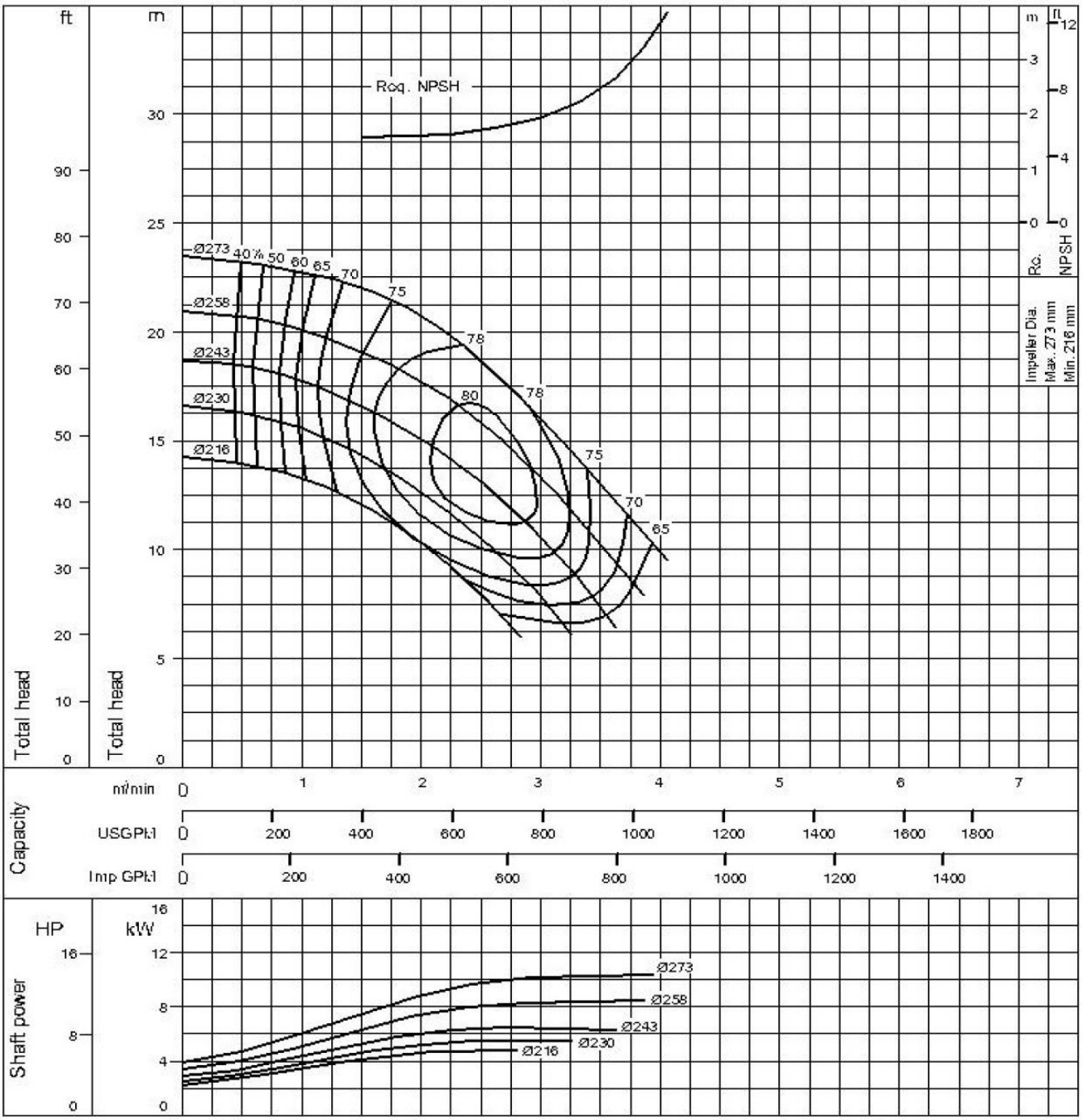

Curve No - 4 - 5FS5622

Performance Curve
4 Poles - 50 Hz (14/27)

50/60 Hz

125X100 FS4KA	According to ISO testing code 2548 Class C
50Hz (Approx. speed 1450min $^{-1}$)	S.G.= 1.0 Vis.= 1.0 cSt

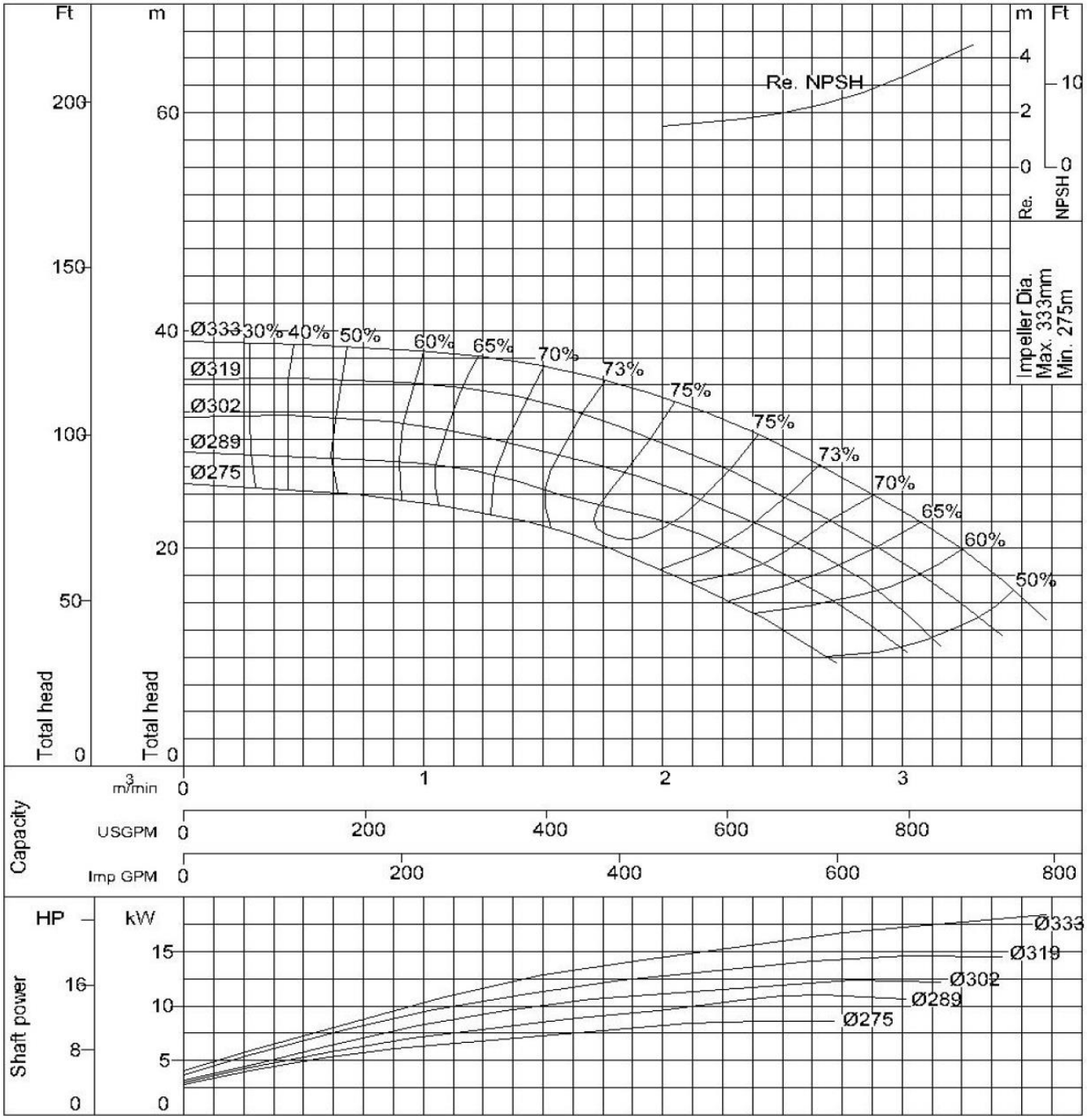

Curve No - 4 - 5FS5611

Performance Curve
4 Poles - 50 Hz (15/27) 50/60 Hz

125X100 FS4LA	According to ISO testing code 2548 Class C
50Hz (Approx. speed 1450min $^{-1}$)	S.G.= 1.0 Vis.= 1.0 cSt

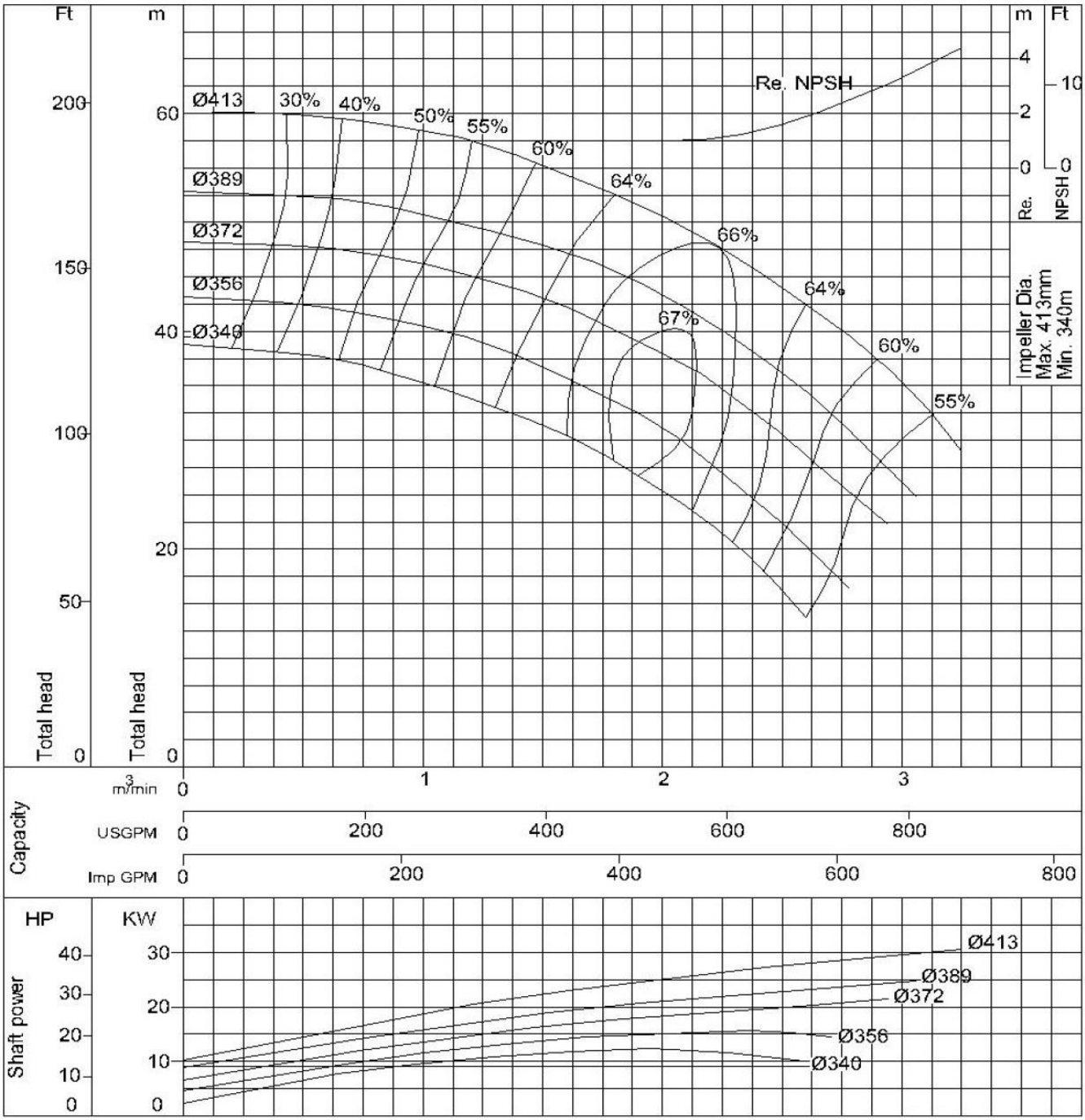

Curve No - 4 - 5FS5612

Performance Curve
4 Poles - 50 Hz (16/27) 50/60 Hz

150X125 FS4HA	According to ISO testing code 2548 Class C
50Hz (Approx. speed 1450min $^{-1}$)	S.G.= 1.0 Vis.= 1.0 cSt

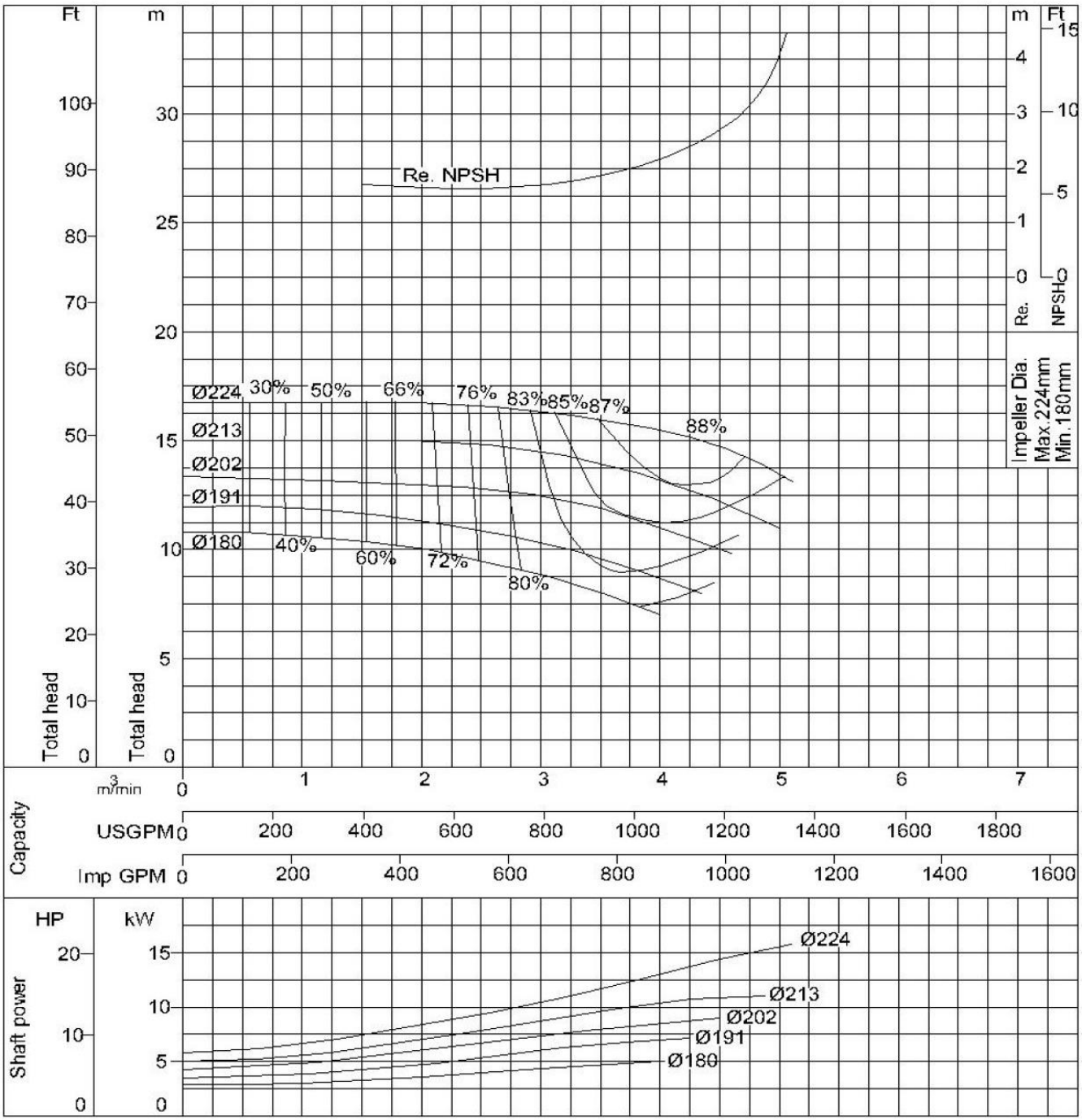

Curve No - 4 - 5FS5613

Performance Curve
4 Poles - 50 Hz (17/27) 50/60 Hz

150X125 FS4JA	According to ISO testing code 2548 Class C
50Hz (Approx. speed 1450min⁻¹)	S.G.= 1.0 Vis.= 1.0 cSt

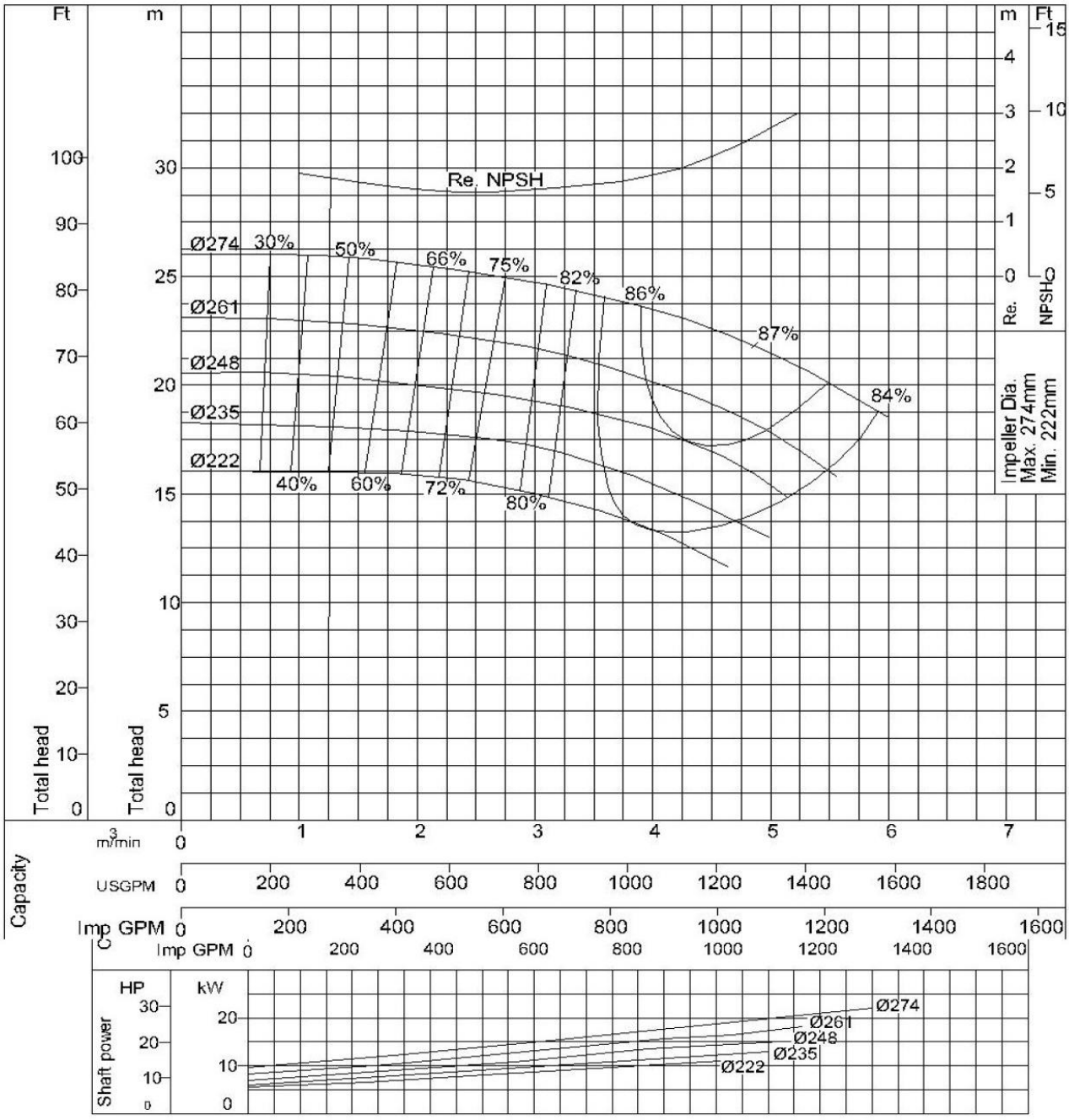

Curve No - 4 - 5FS5614

Performance Curve
4 Poles - 50 Hz (18/27)

50/60 Hz

150X125 FS4KA	According to ISO testing code 2548 Class C
50Hz (Approx. speed 1450min $^{-1}$)	S.G.= 1.0 Vis.= 1.0 cSt

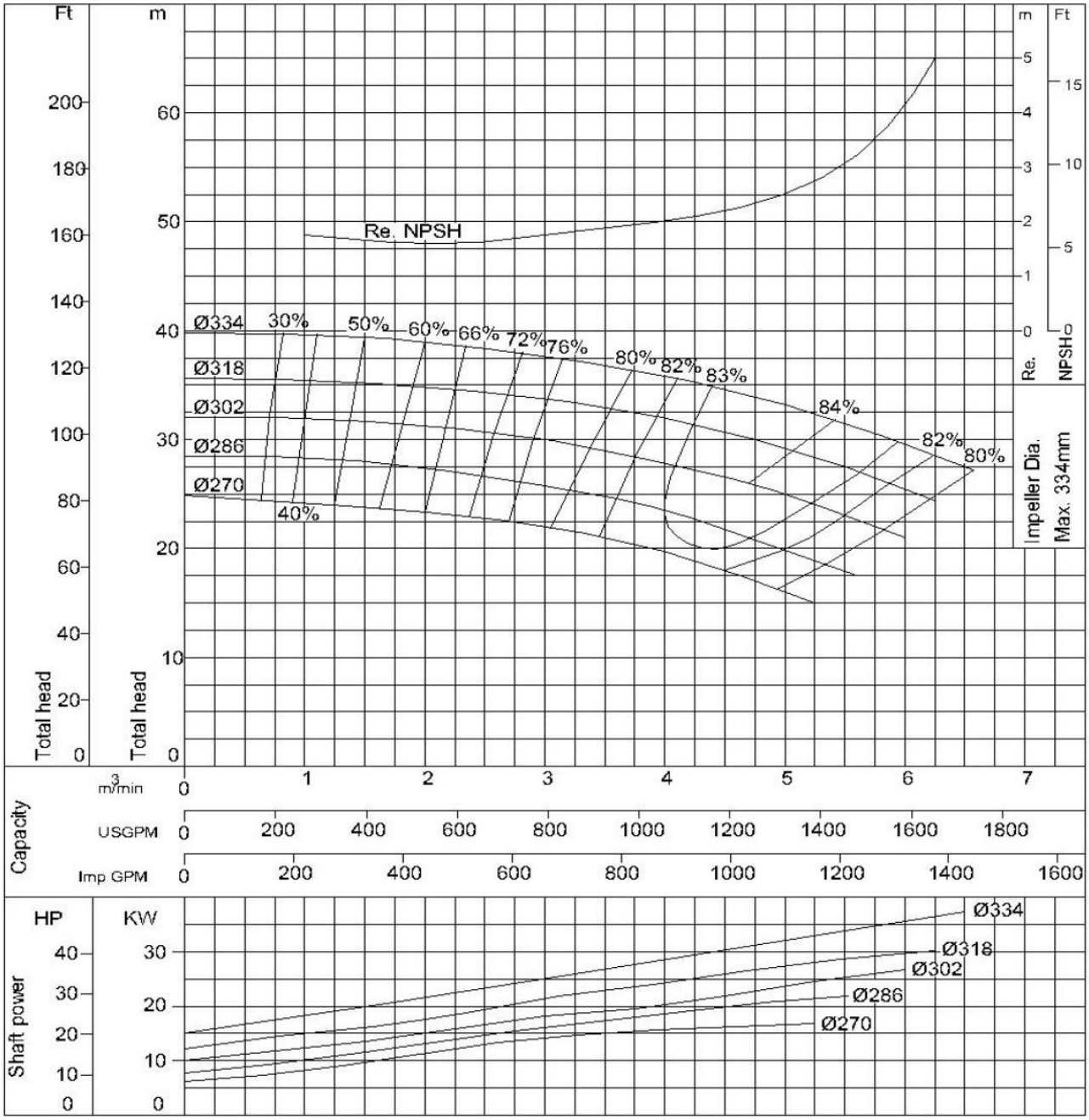

Curve No - 4 - 5FSS615

Performance Curve
4 Poles - 50 Hz (19/27) 50/60 Hz

150X125 FS4LA	According to ISO testing code 2548 Class C
50Hz (Approx. speed 1450min⁻¹)	S.G.= 1.0 Vis.= 1.0 cSt

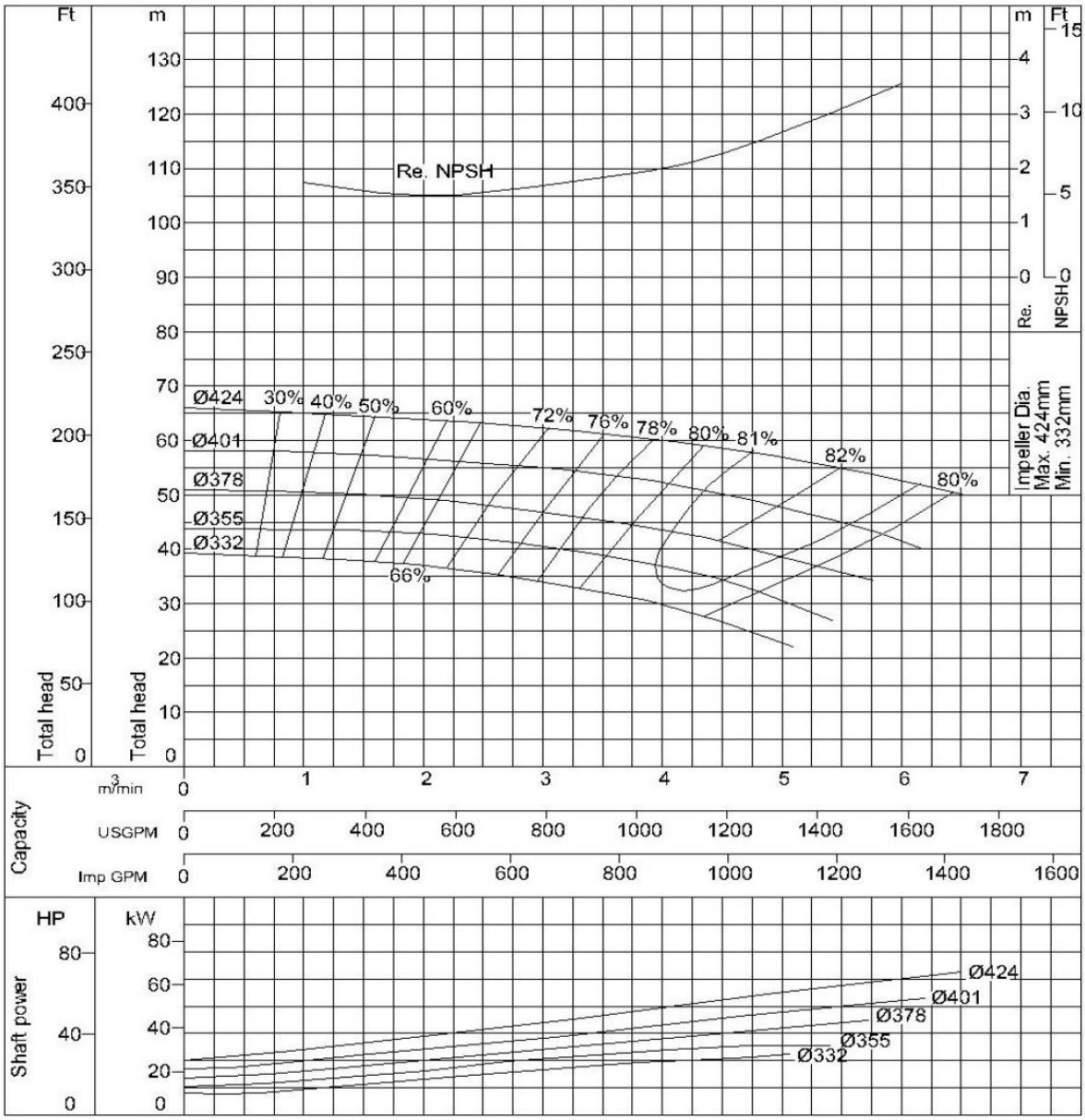

Curve No - 4 - 5FS5616

Performance Curve
4 Poles - 50 Hz (20/27) 50/60 Hz

150 x 100 FS4NA	According to ISO testing code 2548 Class C
50Hz (Approx. speed 1450 min $^{-1}$)	S.G.= 1.0 Vis.= 1.0 cSt

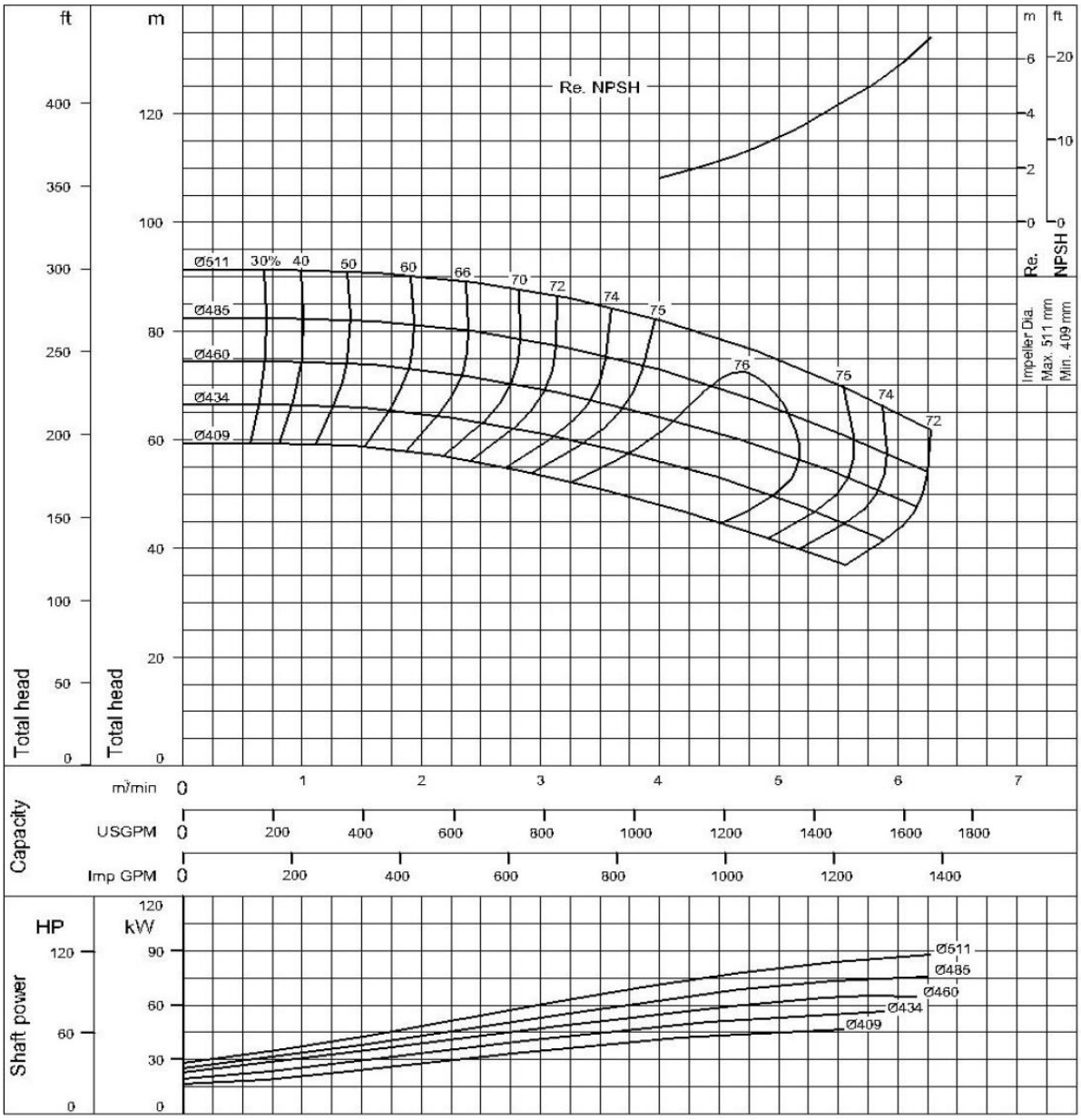

Curve No - 4 - 5FS5624

Performance Curve
4 Poles - 50 Hz (21/27)

50/60 Hz

200X150 FS4HA	According to ISO testing code 2548 Class C
50Hz (Approx. speed 1450min⁻¹)	S.G.= 1.0 Vis.= 1.0 cSt

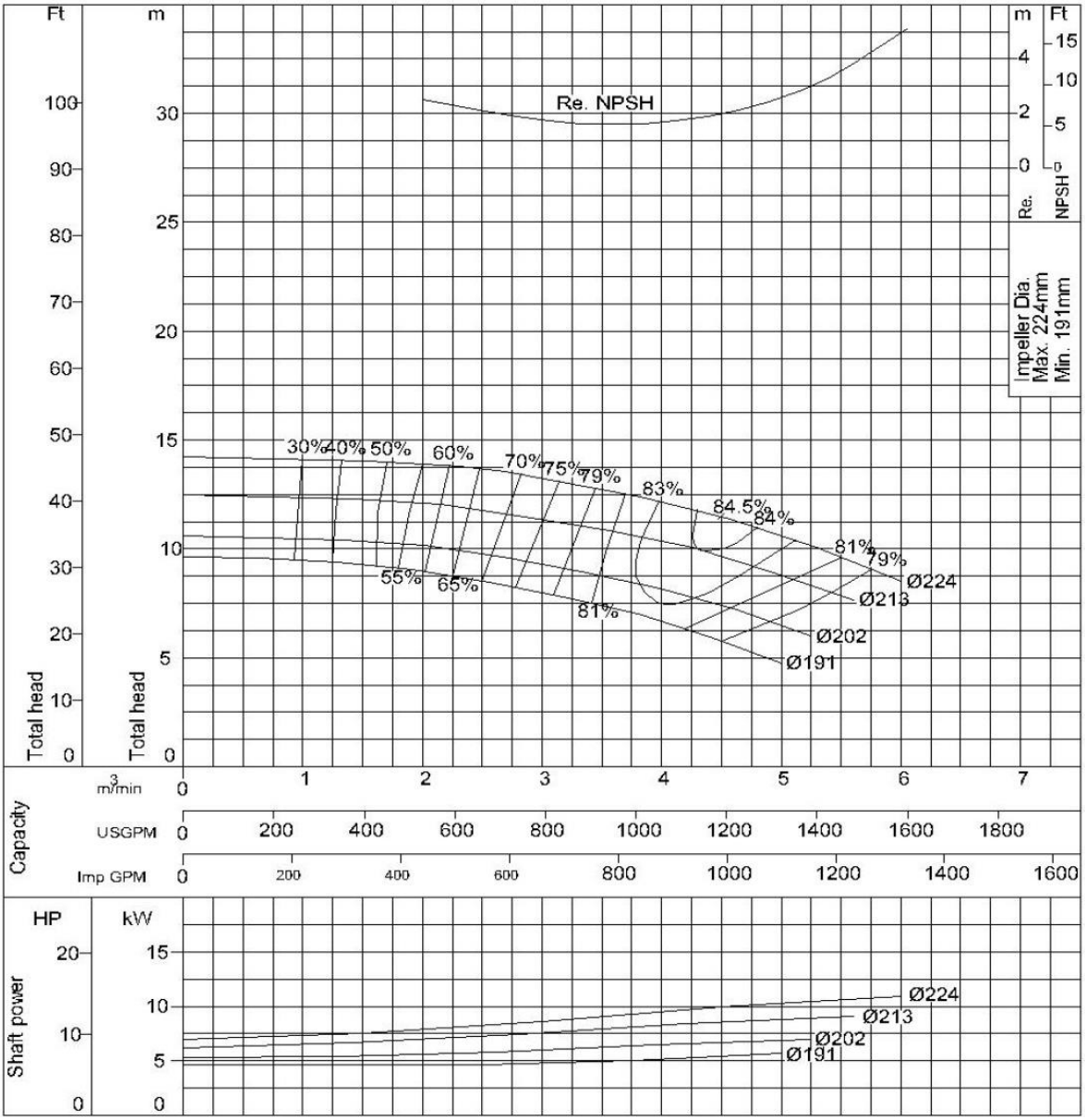

Curve No - 4 - 5FS5617

Performance Curve
4 Poles - 50 Hz (22/27) 50/60 Hz

200X150 FS4JA	According to ISO testing code 2548 Class C
50Hz (Approx. speed 1450min⁻¹)	S.G.= 1.0 Vis.= 1.0 cSt

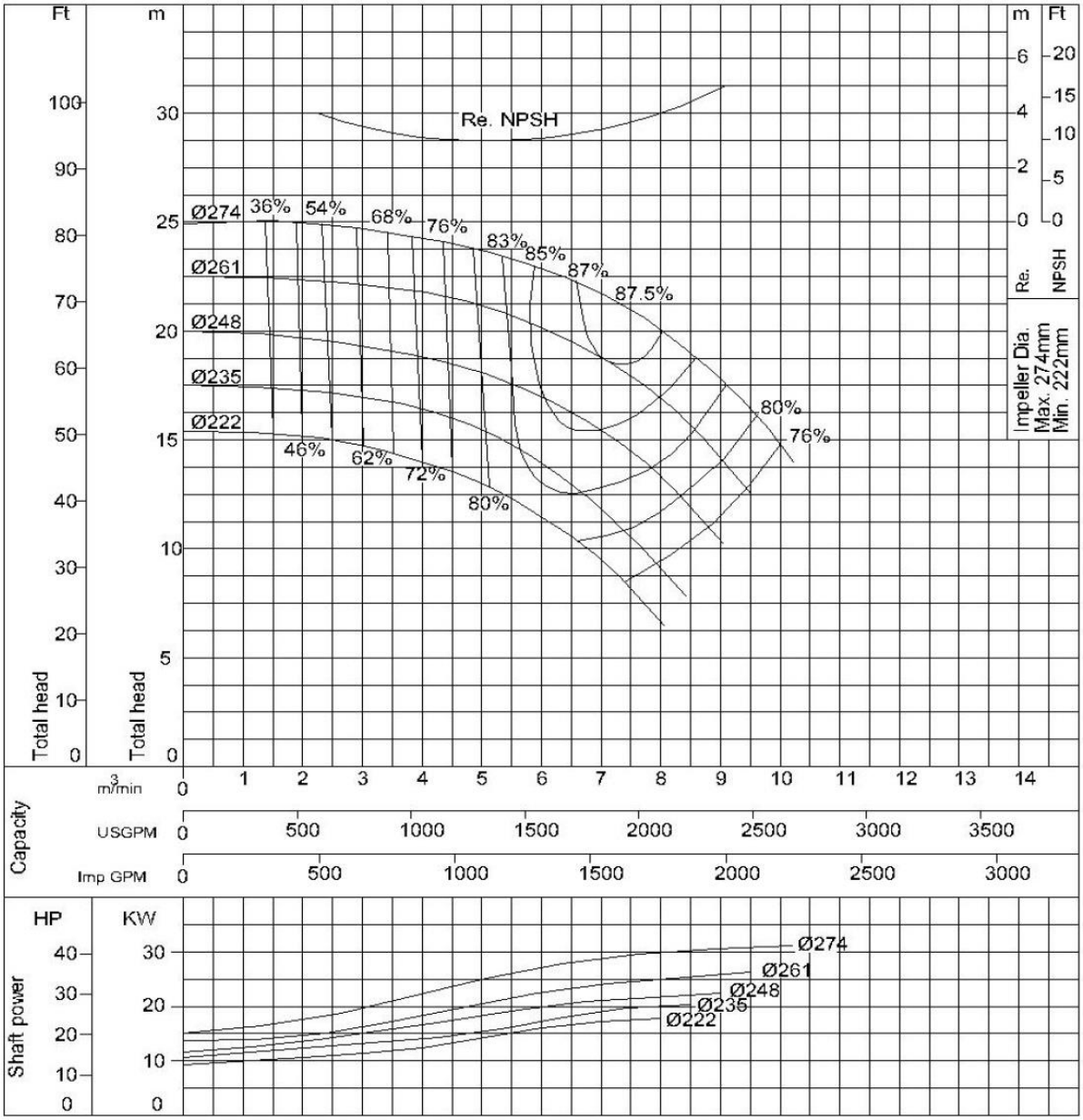

Curve No - 4 - 5FS5618

Performance Curve
4 Poles - 50 Hz (23/27)

50/60 Hz

200X150 FS4KA	According to ISO testing code 2548 Class C
50Hz (Approx. speed 1450min $^{-1}$)	S.G.= 1.0 Vis.= 1.0 cSt

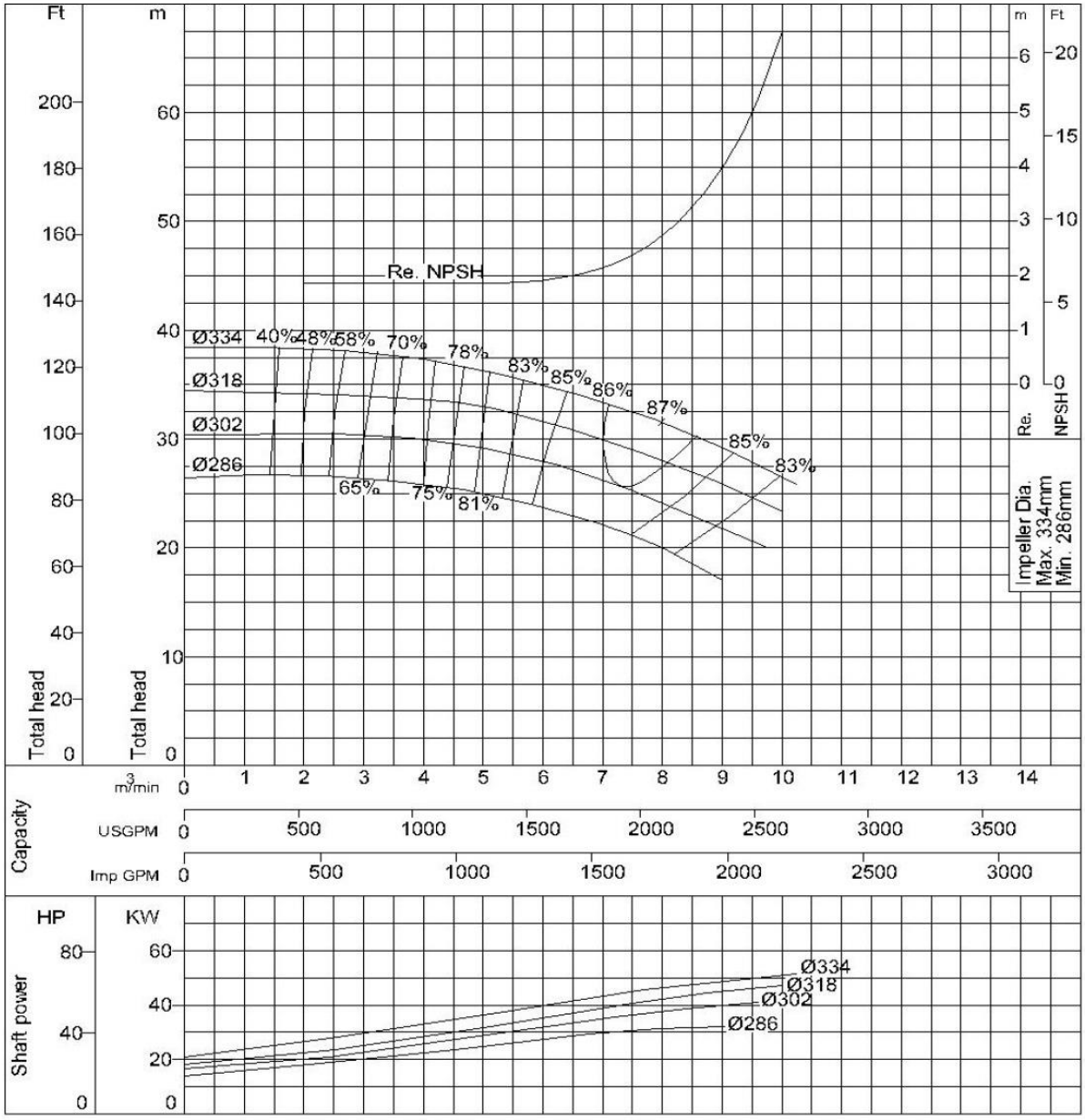

Curve No - 4 - 5FS5619

Performance Curve
4 Poles - 50 Hz (24/27)

50/60 Hz

200 x 150 FS4LA	According to ISO testing code 2548 Class C
50Hz (Approx. speed 1450 min $^{-1}$)	S.G.= 1.0 Vis.= 1.0 cSt

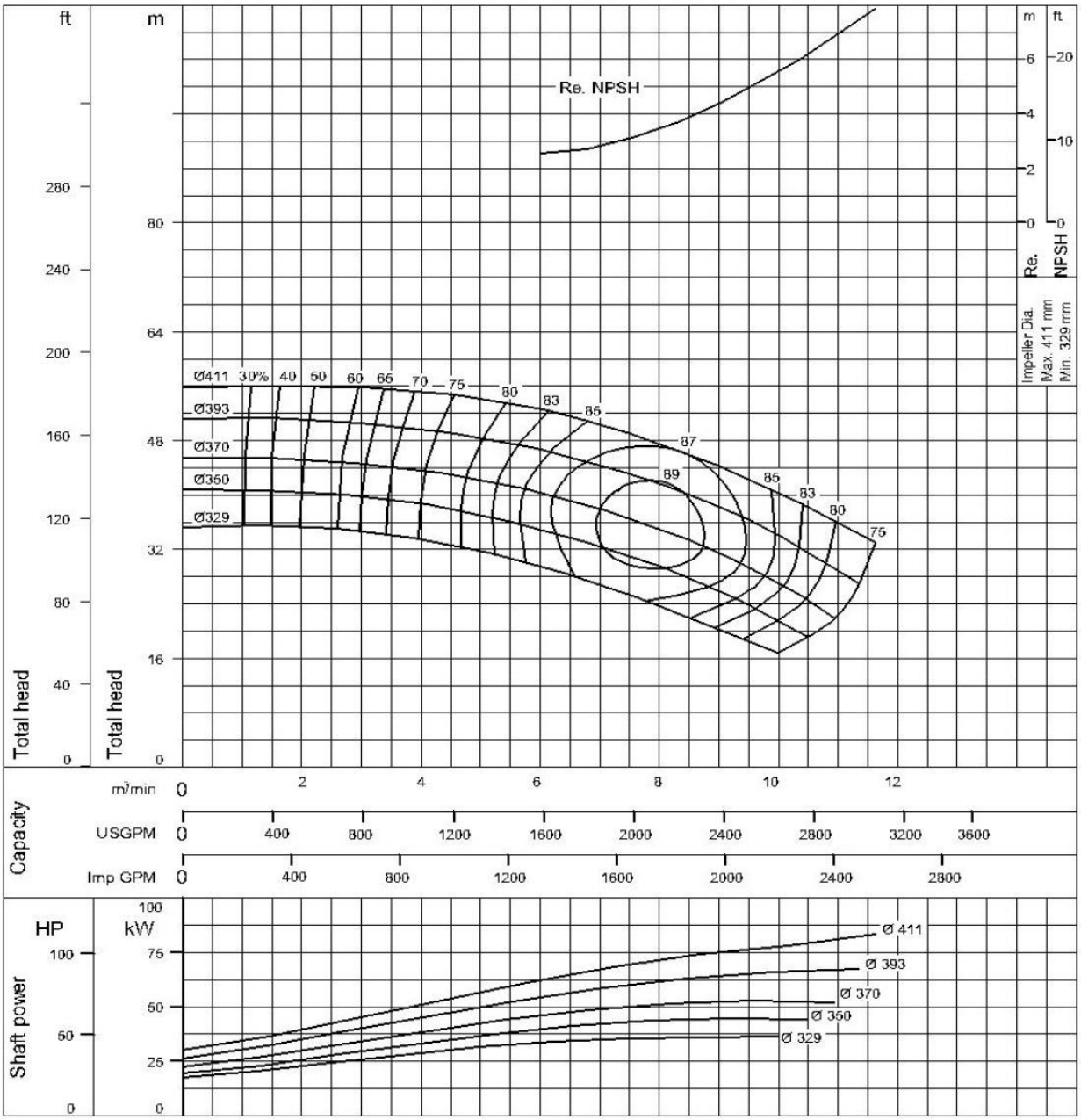

Curve No - 4 - 5FS5625

Performance Curve
4 Poles - 50 Hz (25/27) 50/60 Hz

200 x 150 FS4NA	According to ISO testing code 2548 Class C
50Hz (Approx. speed 1450 min $^{-1}$)	S.G.= 1.0 Vis.= 1.0 cSt

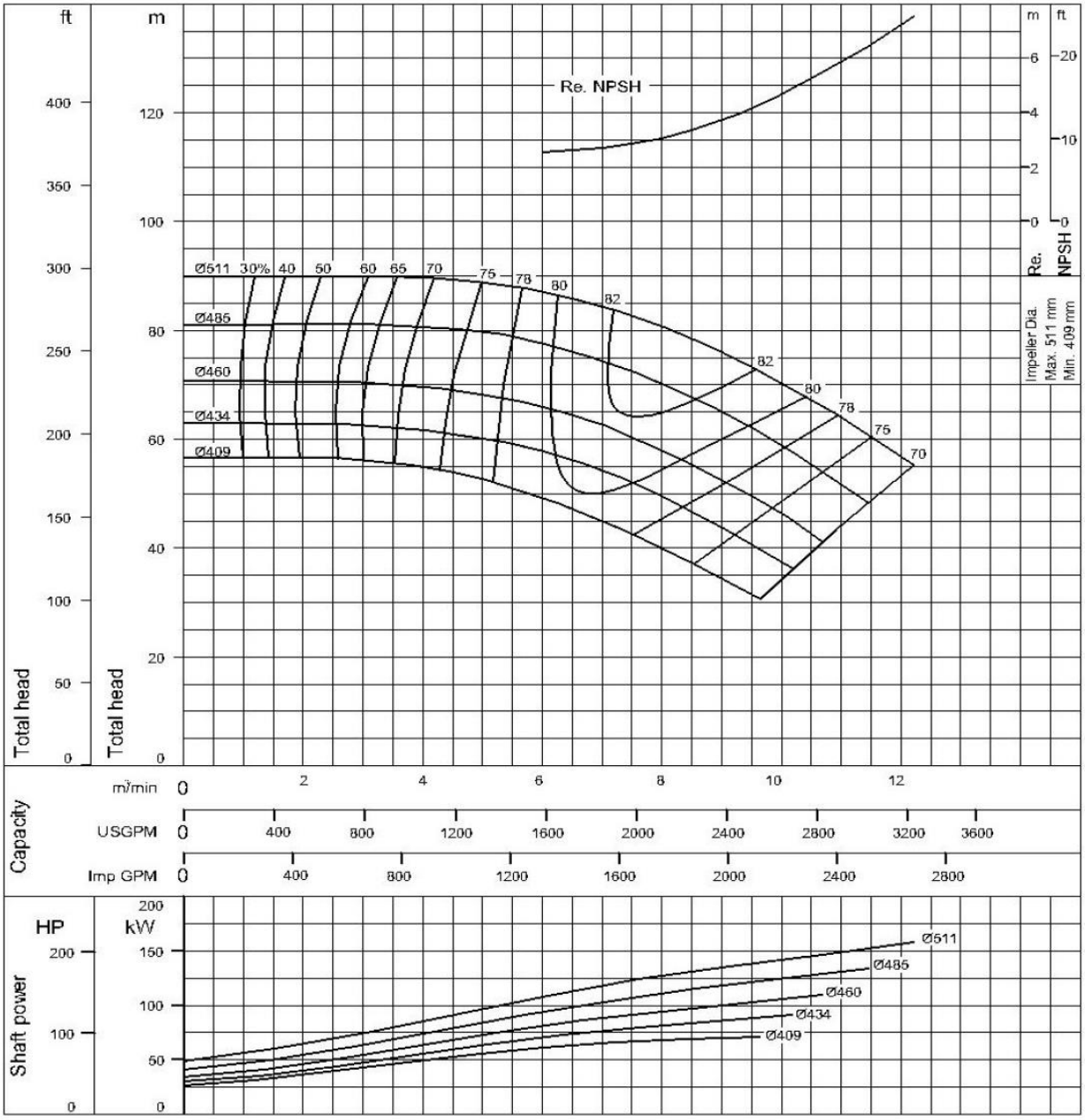

Curve No - 4 - 5FS5626

Performance Curve
4 Poles - 50 Hz (26/27) 50/60 Hz

250 x 200 FS4LA	According to ISO testing code 2548 Class C
50Hz (Approx. speed 1450 min $^{-1}$)	S.G.= 1.0 Vis.= 1.0 cSt

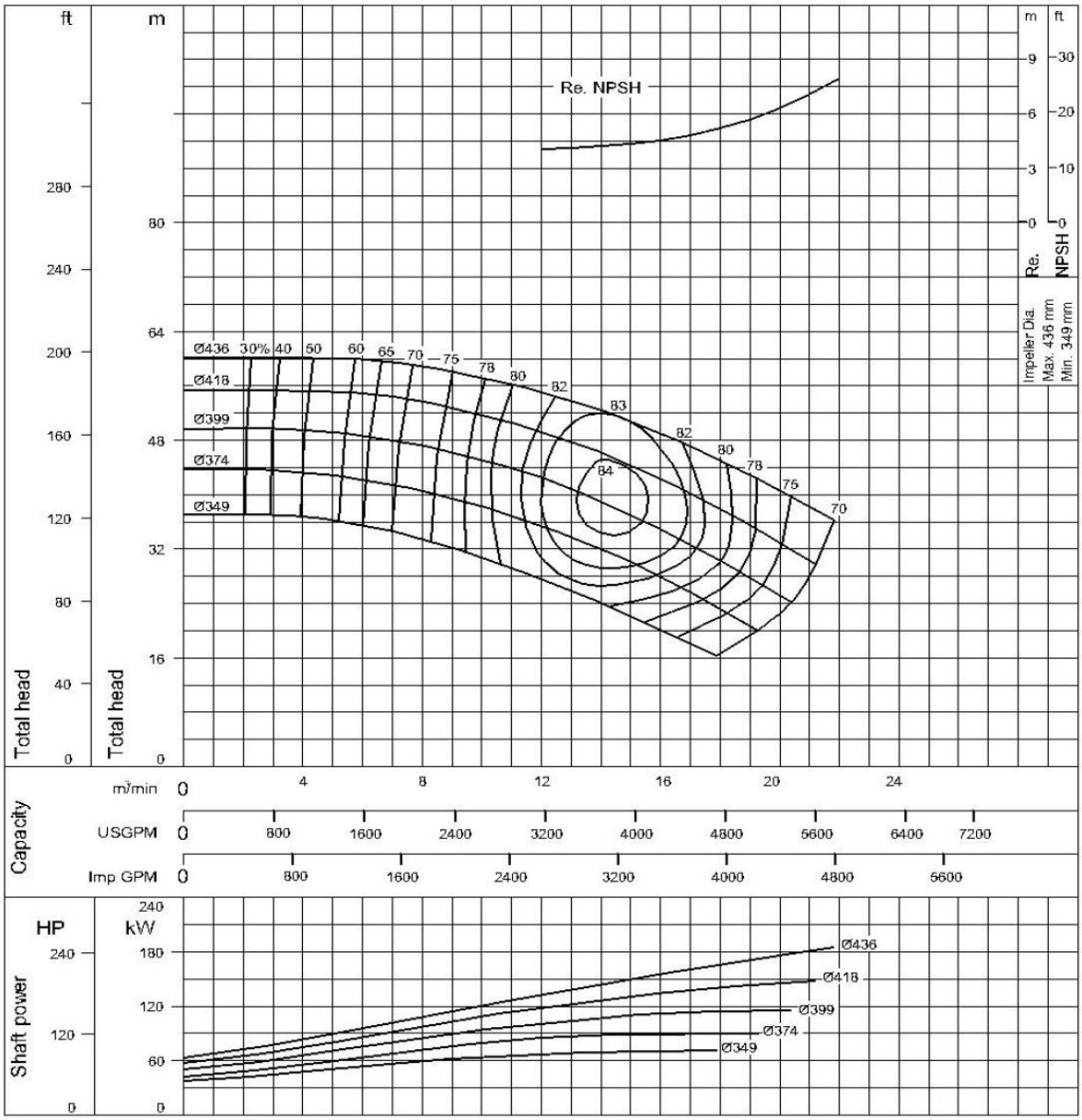

Curve No - 4 - 5FS5627

Performance Curve
4 Poles - 50 Hz (27/27)

50/60 Hz

250 x 200 FS4NA	According to ISO testing code 2548 Class C
50Hz (Approx. speed 1450 min $^{-1}$)	S.G.= 1.0 Vis.= 1.0 cSt

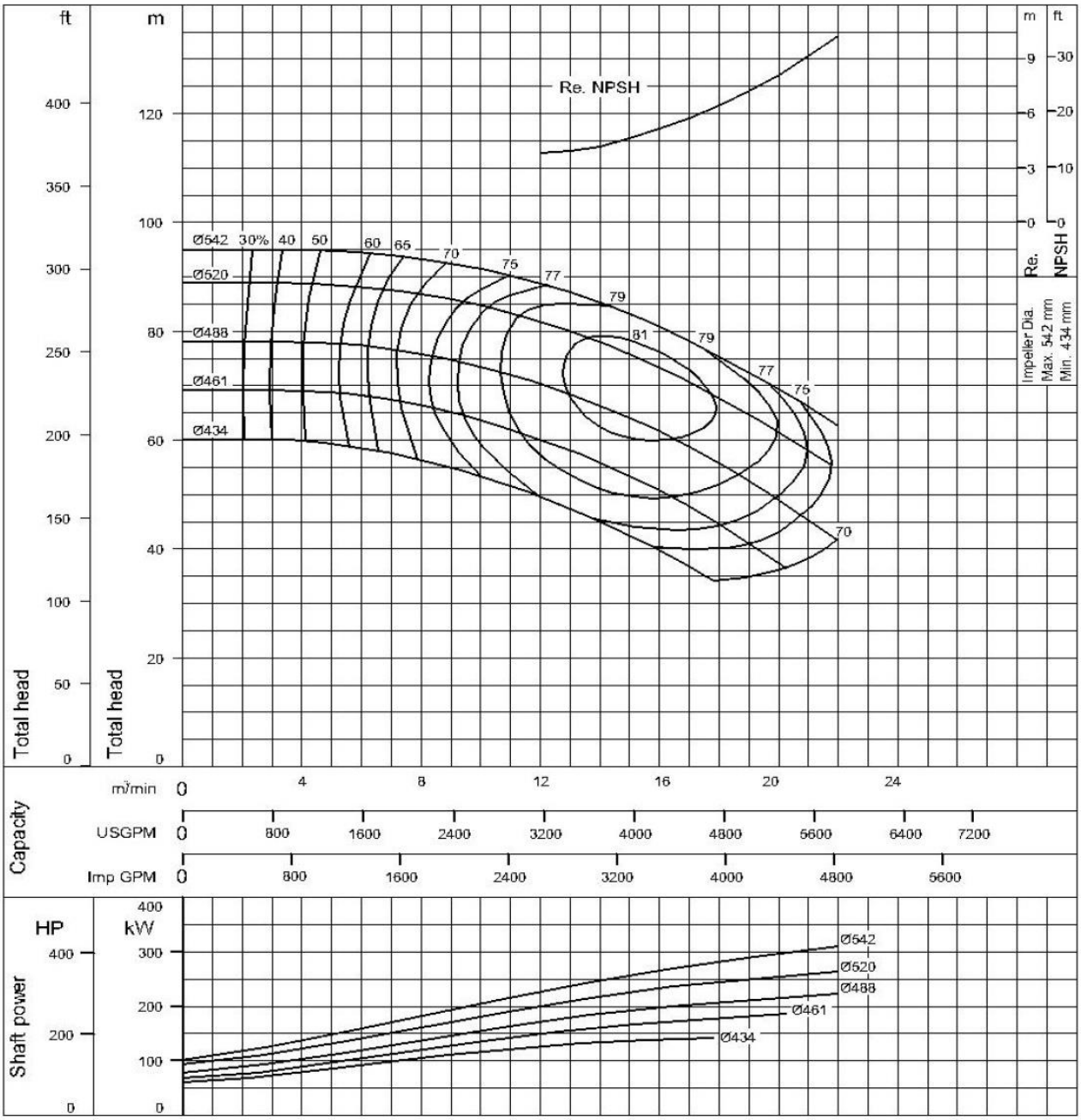

Curve No - 4 - 5FS5628

Specifications

50/60 Hz

Description		Standard		Optional	
		2 poles model	4 poles model	2 poles model	4 poles model
Liquid	Name	Clean water			
	Temperature	0 to 100 °C (32 to 212 °F)			
Max. Working Pressure		10 bar (10.2 kgf/cm^2) for standard flange JIS 10K RF		16 bar (16.3 kgf/cm^2)	
		16 bar (16.3 kgf/cm^2) for standard flange JIS 16K RF			
Synchrounous Speed		3000 min^{-1}	1500 min^{-1}		
Instalation		Indoors		Outdoors	
Construction	Impeller	Enclosed			
	Shaft seal	Mechanical seal		Gland Packing	
	Sealing	Self flushing		External flushing	
	Bearing	Sealed ball bearing		Oil bath (some models only)	
Flange	Suction & Discharge	Suction < ϕ 150 mm, except 100x65 FSKA : JIS 10K RF		16 bar : JIS 16K RF; DIN PN-16	
		100x65 FSKA : JIS 16K RF		DIN PN-16	
		Suction = ϕ 150 mm, except below models : JIS 10K RF		16 bar : JIS 16K RF; DIN PN-16	
		150x100 FSKA; 150x100 FSNA : JIS 16K RF		DIN PN-16	
		Suction = ϕ 200 mm, except below models : JIS 10K RF		16 bar : JIS 16K RF; DIN PN-16	
		200x150 FSLA; 200x150 FSNA : JIS 16K RF		DIN PN-16	
		Suction = ϕ 250 : JIS 16K RF		DIN PN-16	
Material	Casing	Cast Iron		Ductile Cast Iron (FCD)	
	Impeller	Bronze Casting (CAC406/BC6)		Cast iron; Ductile Cast Iron (FCD)	
	Shaft	403 Stainless steel		304; 316 Stainless steel	
	Seal	Mechanical Seal: Ceramic/Carbon/NBR		Gland Packing : Teflon (PTFE) impregnated	
				Mechanical Seal : SiC/SiC	
Accessories	Bare shaft			Priming funnel ; valve; Companion Flange	
	With motor	Common base, Coupling, Coupling guard		Priming funnel ; valve; Companion Flange	

Hydrostatic Test and Material (1/2)

50/60 Hz

Model	10 Bar version						16 Bar version					
	Material					Hydro Test	Material					Hydro Test
	Casing	Impeller		Shaft			Casing	Impeller		Shaft		
		Standard	Option	Standard	Option	kg/cm2		Standard	Option	Standard	Option	kg/cm2
50x40 FSHA	Cast Iron	Bronze	Cast Iron	403 St. Steel	304; 316 St. Steel	15.3	Ductile Cast Iron	Bronze	Cast Iron	403 St. Steel	304; 316 St. Steel	24.5
65x50 FSHA	Cast Iron	Bronze	Cast Iron	403 St. Steel	304; 316 St. Steel	15.3	Ductile Cast Iron	Bronze	Cast Iron	403 St. Steel	304; 316 St. Steel	24.5
65x50 FSJA	Cast Iron	Bronze	Cast Iron	403 St. Steel	304; 316 St. Steel	15.3	Ductile Cast Iron	Bronze	Cast Iron	403 St. Steel	304; 316 St. Steel	24.5
80x65 FSGA	Cast Iron	Bronze	Cast Iron	403 St. Steel	304; 316 St. Steel	15.3	Ductile Cast Iron	Bronze	Cast Iron	403 St. Steel	304; 316 St. Steel	24.5
80x65 FSHA	Cast Iron	Bronze	Cast Iron	403 St. Steel	304; 316 St. Steel	15.3	Ductile Cast Iron	Bronze	Cast Iron	403 St. Steel	304; 316 St. Steel	24.5
80x65 FSJA	Cast Iron	Bronze	Cast Iron	403 St. Steel	304; 316 St. Steel	15.3	Ductile Cast Iron	Bronze	Cast Iron	403 St. Steel	304; 316 St. Steel	24.5
80x65 FSKA	Cast Iron	Bronze	Cast Iron	403 St. Steel	304; 316 St. Steel	15.3	Ductile Cast Iron	Bronze	Cast Iron	403 St. Steel	304; 316 St. Steel	24.5
100x80 FSGA	Cast Iron	Bronze	Cast Iron	403 St. Steel	304; 316 St. Steel	15.3	Ductile Cast Iron	Bronze	Cast Iron	403 St. Steel	304; 316 St. Steel	24.5
100x80 FSHA	Cast Iron	Bronze	Cast Iron	403 St. Steel	304; 316 St. Steel	15.3	Ductile Cast Iron	Bronze	Cast Iron	403 St. Steel	304; 316 St. Steel	24.5
100x80 FSJA	Cast Iron	Bronze	Cast Iron	403 St. Steel	304; 316 St. Steel	15.3	Ductile Cast Iron	Bronze	Cast Iron	403 St. Steel	304; 316 St. Steel	24.5
100x65 FSKA	Cast Iron	Bronze	Cast Iron	403 St. Steel	304; 316 St. Steel	15.3	Cast Iron	Bronze	Cast Iron	403 St. Steel	304; 316 St. Steel	24.5
100x80 FSGCA	Cast Iron	Bronze	Cast Iron	403 St. Steel	304; 316 St. Steel	15.3	Ductile Cast Iron	Bronze	Cast Iron	403 St. Steel	304; 316 St. Steel	24.5
100x80 FSHCA	Cast Iron	Bronze	Cast Iron	403 St. Steel	304; 316 St. Steel	15.3	Ductile Cast Iron	Bronze	Cast Iron	403 St. Steel	304; 316 St. Steel	24.5
125x100 FSJCA	Cast Iron	Bronze	Cast Iron	403 St. Steel	304; 316 St. Steel	15.3	Ductile Cast Iron	Bronze	Cast Iron	403 St. Steel	304; 316 St. Steel	24.5
125x100 FSKA	Cast Iron	Bronze	Cast Iron	403 St. Steel	304; 316 St. Steel	15.3	Ductile Cast Iron	Bronze	Cast Iron	403 St. Steel	304; 316 St. Steel	24.5
125x100 FSLA	Cast Iron	Bronze	Cast Iron	403 St. Steel	304; 316 St. Steel	15.3	Ductile Cast Iron	Bronze	Cast Iron	403 St. Steel	304; 316 St. Steel	24.5

Hydrostatic Test and Material (2/2)

50/60 Hz

Model	10 Bar version						16 Bar version					
	Material					Hydro Test	Material					Hydro Test
	Casing	Impeller		Shaft			Casing	Impeller		Shaft		
		Standard	Option	Standard	Option	kg/cm2		Standard	Option	Standard	Option	kg/cm2
150x100 FSKA	Cast Iron	Bronze	Cast Iron	403 St. Steel	304; 316 St. Steel	15.3	Cast Iron	Bronze	Cast Iron	403 St. Steel	304; 316 St. Steel	24.5
150x100 FSNA	Cast Iron	Bronze	Cast Iron	403 St. Steel	304; 316 St. Steel	15.3	Cast Iron	Bronze	Cast Iron	403 St. Steel	304; 316 St. Steel	24.5
150X125 FSHA	Cast Iron	Bronze	Cast Iron	403 St. Steel	304; 316 St. Steel	15.3	Ductile Cast Iron	Bronze	Cast Iron	403 St. Steel	304; 316 St. Steel	24.5
150x125 FSJA	Cast Iron	Bronze	Cast Iron	403 St. Steel	304; 316 St. Steel	15.3	Ductile Cast Iron	Bronze	Cast Iron	403 St. Steel	304; 316 St. Steel	24.5
150x125 FSKA	Cast Iron	Bronze	Cast Iron	403 St. Steel	304; 316 St. Steel	15.3	Ductile Cast Iron	Bronze	Cast Iron	403 St. Steel	304; 316 St. Steel	24.5
150x125 FSLA	Cast Iron	Bronze	Cast Iron	403 St. Steel	304; 316 St. Steel	15.3	Ductile Cast Iron	Bronze	Cast Iron	403 St. Steel	304; 316 St. Steel	24.5
200x150 FSHA	Cast Iron	Bronze	Cast Iron	403 St. Steel	304; 316 St. Steel	15.3	Ductile Cast Iron	Bronze	Cast Iron	403 St. Steel	304; 316 St. Steel	24.5
200x150 FSJA	Cast Iron	Bronze	Cast Iron	403 St. Steel	304; 316 St. Steel	15.3	Ductile Cast Iron	Bronze	Cast Iron	403 St. Steel	304; 316 St. Steel	24.5
200x150 FSKA	Cast Iron	Bronze	Cast Iron	403 St. Steel	304; 316 St. Steel	15.3	Ductile Cast Iron	Bronze	Cast Iron	403 St. Steel	304; 316 St. Steel	24.5
200x150 FSLA	Cast Iron	Bronze	Cast Iron	403 St. Steel	304; 316 St. Steel	15.3	Cast Iron	Bronze	Cast Iron	403 St. Steel	304; 316 St. Steel	24.5
200x150 FSNA	Cast Iron	Bronze	Cast Iron	403 St. Steel	304; 316 St. Steel	15.3	Cast Iron	Bronze	Cast Iron	403 St. Steel	304; 316 St. Steel	24.5
250x200 FSLA	Cast Iron	Bronze	Cast Iron	403 St. Steel	304; 316 St. Steel	15.3	Cast Iron	Bronze	Cast Iron	403 St. Steel	304; 316 St. Steel	24.5
250x200 FSNA	Cast Iron	Bronze	Cast Iron	403 St. Steel	304; 316 St. Steel	15.3	Cast Iron	Bronze	Cast Iron	403 St. Steel	304; 316 St. Steel	24.5

Data Sheet

50/60 Hz

1	Customer	:	
2	User	:	
3	Job No.	:	
4	Item No.	:	
5	Doc. No.	:	
	Operating Conditions		
6	Liquid	:	water
7	Liquid Temp.	:	max. 80°C
8	Specific Gravity	:	1.0
9	Viscocity	:	1 cp
10	Capacity	:	☐ l/s ☐ m³/min ☐ m³/H ☐ USGPM
11	Total Head	:	☐ meter ☐ kg/cm² ☐ feet
12	Corrosion / Eros.	:	non
13	Solid	:	non
14	Suction Press.	:	
15	Discharge Press.	:	
16	Diff. Press.	:	
17	Vapor Press.	:	
18	NPSH Av (Aq)	:	
	Constructions		
19	Nozzles Position	:	end - suction top - discharge
20	Size (Suction) (discharge)	:	mm mm
21	Pump type	:	end suction volute foot mounted
22	No. of stage	:	one
23	Type of Impeller	:	closed type, single suction
24	Casing Test Pressure Hydro test Max. Positive Suction Press	: :	kg/m² kg/m²
25	Bearing Type	:	grease lubricated ball bearing
26	Shaft Seal	:	☐ carbonized fiber gland packing ☐ mechanical seal
27	Flushing	:	☐ self ☐ external
28	Rotation	:	CW viewed from coupling end
29	Connection	:	

36	Number of pump required	:	
37	Ebara Model	:	
	Performance		
38	Pump Speed	:	rpm
39	Driver Output	:	kW
40	Efficiency	:	%
41	Shaft Power	:	kW
42	Req. NPSH (Aq)	:	m
	Materials		
43	Casing	:	Cast Iron
44	Impeller	:	Bronze
45	Shaft	:	Stainless Steel
46	C.W. Ring	:	Bronze
47	Base Plate	:	☐ Steel ☐ Cast Iron
	Accessories (Bare Shaft Pump)		
48	Priming cook and priming funnel		
	Scope of Our Supply for Each Unit		
49	☐ bare shaft pump ☐ motor ☐ flexible coupling ☐ coupling guard ☐ pressure gauge ☐ compound gauge ☐ foundation bolts ☐ base plate ☐ companions flanges (include bolt and packing)		
	Shop Test		
50	Performance Test Casing Hydro Test Witnessed Test	: : :	☐ yes ☐ No ☐ yes (performance) ☐ yes ☐ no
	Attachment		
51	☐ outline dwg. ☐ Sectional dwg ☐ performance curve ☐ spare part list		
	Remarks		

Motor Driver

30	Motor Power	:	kW; 4 poles; 3 phase kW; 2 poles; 3 phase Voltage : ☐ 380 V ☐ 415 V ☐ 50 HZ ☐ 60 HZ RPM : ☐ 1500 min⁻¹ ☐ 1750 min⁻¹ ☐ 3000 min⁻¹ ☐ 3600 min⁻¹
31	Type	:	Three phases, squirrel cage rotor, horizontal foot mounted Protection - totally enclosed fan cooled (TEFC) ☐ IP-54, indoor inst. ☐ IP-55, outdoor inst.
32	Insulation	:	☐ class F ☐ class B
33	Starting Method	:	☐ star-delta ☐ direct on lone
34	Maker	:	☐ Teco ☐ ABB ☐ Leroy Somer ☐
35	Supplied by	:	☐ Customer ☐

EBARA

Approved by Customer	Approved by	Made by

Shaft Seal, Gasket and Bearing

50/60 Hz

Model	Mechanical Seal	O-Ring/ Gasket	Gland Packing Size mm	Qty of Gland Packing	Ball Bearing
50x40 FSHA	FH-25	Gs-225	41x25x8	4	6305 ZZ
65x50 FSHA	FH-25	Gs-225	41x25x8	4	6305 ZZ
65x50 FSJA		Gs-275			
80x65 FSGA	FH-25	Gs-180	41x25x8	4	6305 ZZ
80x65 FSHA		Gs-225			
80x65 FSJA	FH-35	Gs-275	51x35x8		6307 ZZ
80x65 FSKA		Gs-335			
100x65 FSKA	EA-262-40	Gs-335	56x40x8	4	6208 ZZ
100x80 FSGA	FH-25	Gs-275	41X25X8	4	6305 ZZ
100x80 FSHA	FH-35	Gs-225	51X35X8		6307 ZZ
100x80 FSJA		Gs-275			
100x80 FSGCA	EA-262-35	Gs-185			
100x80 FSHCA		Gs-225			
125x100 FSJCA	EA-262-40	Gs-275	56x40x8	4	6208 ZZ
125x100 FSKA	FH-35	Gs-335	51x35x8		6307 ZZ
125x100 FSLA	EA-262-45	Gs-425	65x45x10	5	6309 ZZ
150x100 FSKA	EA-262-50	370x320x0.8T	70x50x10	4	6310 ZZ
150x100 FSNA	EA-262-55	560x515x0.8T	75x55x10	5	6312 ZZ
150x125 FSHA	EA-262-35	Gs-225	51x35x8	4	6307 ZZ
150x125 FSJA		Gs-275			
150x125 FSKA	EA-262-45	Gs-335	65x45x10	5	6309 ZZ
150x125 FSLA		Gs-425			
200x150 FSHA	EA-262-35	Gs-225	51x35x8	4	6307 ZZ
200x150 FSJA	EA-262-45	Gs-275	65x45x10	5	6309 ZZ
200x150 FSKA	EA-262-55	Gs-335	75x55x10		6312 ZZ
200x150 FSLA		450x415x0.8T			
200x150 FSNA	EA-262-65	560x515x0.8T	90x65x12.5		6313 ZZ
250x200 FSLA	EA-262-65	480x440x0.8T	90x65x12.5	5	6313 ZZ
250x200 FSNA	EA-262-75	615x550x0.8T	104x75x14.5		6315 ZZ

Boosterkar
www.Boosterkar.ir

بوستر کار آب صنعت پارین

خیابان سعدی جنوبی، روبروی بانک ملی، مجتمع تجاری سعدی، طبقه ۱، واحد ۱۱۳
۰۲۱۳۳۹۵۹۱۴۱